

SIPZ-DRS-00221706-01-5100

Submitted on December 18<sup>th</sup> 2014



**Siplast**

1111 Highway 67 South  
Arkadelphia, AR 71923

**Dynamic Wind Load Testing in  
Accordance with  
CSA A123.21-14  
Mod-bit Vapor Barrier Self-  
adhered System, Partially  
attached (PARS)  
FINAL REPORT**

**Exp Services Inc.**

2400 Canadien Street  
Drummondville (Quebec) J2C 7W3  
Phone: 819.850.6247  
Fax: 819.478.8436

# Siplast

## Dynamic Wind Load Testing in Accordance with CSA A123.21-14 Mod-bit Vapor Barrier Self-adhered System, Partially attached (PARS)


FINAL REPORT  
FINAL

Project number:  
SIPZ-DRS-00221706-01-5100

Prepared by:

**Exp Services Inc.**  
2400 Canadien Street  
Drummondville (Quebec) J2C 7W3  
Phone: 819-850-6247  
[www.exp.com](http://www.exp.com)

Prepared by:

  
\_\_\_\_\_  
Nicolas Courchesne,  
Projects Manager – Roofing and Waterproofing

Validate by:

  
\_\_\_\_\_  
Michel Desgranges, T.P.  
Roofing and Waterproofing Director, Quebec  
OTPQ n° 18788

Date:  
December 18<sup>th</sup> 2014



## Legal Notification

This report was prepared by **exp** Services Inc. for the account of Siplast.

Any use which a third party makes of this report, or any reliance on or decisions to be made based on it, are the responsibility of such third parties. **Exp** Services Inc. accepts no responsibility for damages, if any, suffered by any third party as a result of decisions made or actions based on this project.



## Table of Contents

	Page
<b>1. Introduction .....</b>	<b>1</b>
<b>2. Testing Apparatus and Test Method .....</b>	<b>2</b>
2.1 Test Method .....	2
2.2 Test Apparatus .....	2
<b>3. Test specimen details .....</b>	<b>3</b>
3.1 Installation and test .....	3
3.2 Decking .....	3
3.3 Vapor barrier .....	3
3.4 Thermal Insulation.....	3
3.5 Insulation Attachment Details.....	4
3.6 Coverboard.....	4
3.7 Coverboard Attachment Details .....	4
3.8 Base sheet membrane: .....	4
3.9 Cap sheet membrane:.....	4
<b>4. Test Results .....</b>	<b>5</b>
4.1 System's Description.....	5
4.2 Test pressure .....	5
4.3 Test failure: No failure .....	5
4.4 Generals Conditions .....	5
<b>5. Conclusion.....</b>	<b>6</b>
5.1 Conclusion.....	6
5.2 Description .....	6



## Appendix

- Appendix 1: Drawings
- Appendix 2: Gusts and load Amplitude Pressure Table and Fastener pullout test
- Appendix 3: Photographic report
- Appendix 4: Technical Data Sheet and MSDS
- Appendix 5: Work plan
- Appendix 6: Materials receiving forms
- Appendix 7: Conformity Certificate
- Appendix 8: Temperatures registry

## Distribution list

### Report distributed to:

Client name	Client Coordinates
M. Todd Corley Product approval	tcorley@siplast.com



## 1. Introduction

According to our mandate, exp Services Inc. Have proceed, in our roofing local located to 2400 Canadien Street in Drummondville, to the following roofing system test by the date mentioned hereunder, according to the CSA A123.21-14 « Standard test method for the dynamic wind uplift resistance of membrane-roofing systems » against method 2 :

This test have been realised in accordance with the work plan established with the client before the test, (see details on appendix 5).

### System Description:

- Steel deck (gage 22).
- Vapor barrier, Vapor Bloc SA, Self-adhering membrane
- Insulation: Paratherm W Mechanically attached (16 screws and plates by panel)
- Coverboard: Densdeck Prime, Adhered, OlyBond 500, ribbons of 305 mm (12 in) o.c.
- Base-Sheet membrane: Paradiene 20 TG, Heat welded
- Cap sheet membrane: Paradiene 20 TG, Heat welded
- Test date : October 14<sup>th</sup> 2014

Following, you'll find the roofing system results of the test done in our laboratory, all drawings, photographic report and related document prepared by our technical team and professional.

### *Note:*

- The roofing system as undergo a ripening time of  $\pm 15$  hours.
- A temperatures registry and humidity is enclose at appendix 8.
- The systems lasted  $\pm 6$  hours 15 minutes.

The initial pressure was established at -2.2 kPa (-45 psf) by the client.

The test as perform all five level with a rating of -4.4 kPa (-90 psf)

As required by the CSA A123.21 standard, the published dynamic uplift resistance (DUR) must be reduced by a safety factor of 1.5. Therefore, the rating of the tested assembly is -2.86 kPa (-60 psf).



## 2. Testing Apparatus and Test Method

### 2.1 Test Method

Testing was conducted in accordance with CSA A123.21-14, Standard test method for the dynamic wind uplift resistance of membrane-roofing systems. This test method determines the wind uplift resistance of membrane-roofing systems when subjected to dynamic wind load cycles. The roofing system consists of a deck and roofing membrane and may include components such as air/vapour barriers, insulation and cover board. The roofing assembly is subjected to a simulated dynamic load sequence which was developed based on wind pressure records. Testing in accordance with this test method is limited to mechanically attached, reinforced membrane systems having a fastener row separation not greater than 2896 mm (114 in.) and fastener in-line spacing not greater than 610 mm (24 in.).

### 2.2 Test Apparatus

The test apparatus consists of a top pressure vessel mounted on a height-adjustable bottom frame that is fixed to the floor and on which the test specimen was installed. The pressure vessel was connected to fans and incorporates a gust simulator which consists of a flap valve connected to a stepping motor capable of simulating wind gust as per CSA A123.21-10 standard requirements. The pressure vessel has interior dimensions of  $6100 \pm 50$  mm ( $240 \pm 2$  in.) x  $2200 \pm 50$  mm ( $87 \pm 2$  in.) x  $800 \pm 50$  mm ( $31 \pm 2$  in.) high and can withstand a minimum of 20 kPa (400 psf) suction pressure. It incorporates six viewing windows and a gust simulator capable of producing a minimum suction of 10 kPa (200 psf) over the roof assembly. The roof deck was installed on structural purlins with spacing of 1829 mm (6 ft.) o.c.. Air leakage was minimized to facilitate the control of the test pressure that is applied over the assembly. The apparatus has a pressure-measuring device capable of measuring pressure differential within a tolerance of  $\pm 0.05$  % of full-scale pressure or  $\pm 10$  kPa ( $\pm 0.2$  psf), whichever is smaller. A pressure sensor was installed at each of the following two locations:

- (a) Inside the chamber, to provide reference pressure;
- (b) On top of the membrane, to measure simulated pressure

Instruments and sensors used for the reported data were calibrated by SBX Instrumentation of Drummondville, in April 2014.





### 3. Test specimen details

#### 3.1 Installation and test

- Materials receiving : (see date, description, condition and identification on appendix 6)
- Installation date : 2014-10-06
- Sampling requirement according to the procedure **exp** Q.P.R.4.7
- Installed by: Todd Corley & Zach Taylor from Siplast.
- Supervised by: Todd Corley from Siplast
- Documented by: Denis Isabelle as per Les Services **exp** inc.
- Test date: 2014-10-07.
- Tested by: Denis Isabelle.
- Curing temperature : 21.4 °C to 23.7 °C
- Testing temperature : 21.0 °C to 22.7 °C
- Elapsed time between installation and testing :  $\pm$  15 hours.

#### 3.2 Decking

- Type : Profiled metal sheeting, 22 gauge
- Standard : ASTM 653M SS
- Total thickness : 0.76 mm (0.030 in)
- Spacing supports: 2 m (6'-6").
- Spacing's fasteners : At every flute

#### 3.3 Vapor barrier

- Type : Vapor Bloc SA
- Dimensions: 1210 mm x 22,86 m (48" x 75').
- Attached method : Self-Adhering membrane
- Manufacturer : Bakor

#### 3.4 Thermal Insulation

- Product: Paratherm W
- Dimensions : 1220 mm x 1440 mm x 50.8 mm (4'x 8'x2")
- Attached method : Mechanically attached
- Manufacturer : Siplast



### 3.5 Insulation Attachment Details

- Product : Screw and Plates
- Attachment: Roofing Fasteners and Base Plates
- Attached method : 16 screws and plates per panel (*see appendix 1*)
- Manufacturer: OMG

### 3.6 Coverboard

- Product: Densdeck Prime
- Dimensions: 1220 mm x 2440 mm x 12.7 mm (4'x 8'x 1/2")
- Attached method: Adhered
- Manufacturer: Georgia Pacific

### 3.7 Coverboard Attachment Details

- Product : Olybond 500
- Attachment: Adhered
- Attached method : Ribbons of 305 mm (12 in) o.c.
- Manufacturer : OMG

### 3.8 Base sheet membrane:

- Product: Membrane Paradiene 20 TG
- Dimensions: 1 m x 10.21 m (3.2' x 33.5')
- Attached method: Heat welded
- Manufacturer: Siplast

### 3.9 Cap sheet membrane:

- Product: Membrane Paradiene 30 TG
- Dimensions: 1 m x 10.21 m (3.2' x 33.5')
- Attached method: Heat welded
- Manufacturer: Siplast

## 4. Test Results

Testing and results are in accordance with CSA A123.21-10. Standard test method for dynamic wind uplift resistance of membrane-roofing systems, Method 2.

### 4.1 System's Description

- Steel deck (gage 22).
- Vapor barrier, Vapor Bloc SA, Self-adhering membrane
- Insulation: Paratherm W Mechanically attached (16 screws and plates by panel)
- Coverboard: Densdeck Prime, Adhered, OlyBond 500, ribbons of 305 mm (12 in) o.c.
- Base-Sheet membrane: Paradiene 20 TG, Heat welded
- Cap sheet membrane: Paradiene 20 TG, Heat welded

Differences between description and the client specifications: none

### 4.2 Test pressure

The initial test pressure was established at -2.2 kPa (-45 psf) by the client

The test as perform all five level with a rating of -4.4 kPa (-90 psf)

As required by the CSA A123.21 standard, the published dynamic uplift resistance (DUR) must be reduced by a safety factor of 1.5. Therefore, the rating of the tested assembly is -2.86 kPa (-60 psf).

### 4.3 Test failure: No failure

### 4.4 Generals Conditions

The indicated test data is valid for the tested assembly only. This test report shall not be considered as valid should any other products than those identified herein be used for application.



## 5. Conclusion

### 5.1 Conclusion

At the client's request, an assessment should be conducted to determine the suitability of optional and equivalent products which could be used in the tested assembly, without affecting results. The assessment would be based on information provided by the client at the time of testing and on research conducted by the National Research Council of Canada.

### 5.2 Description

**Equivalent products:** Components that can replace the products tested in the assembly. They may not be equivalent in their physical properties but are considered as equivalent for their wind uplift performance in the tested assembly. Only the equivalent products listed below can replace the tested products.

**Optional components:** Products which can be inserted in the assembly without adversely affecting wind uplift performance.

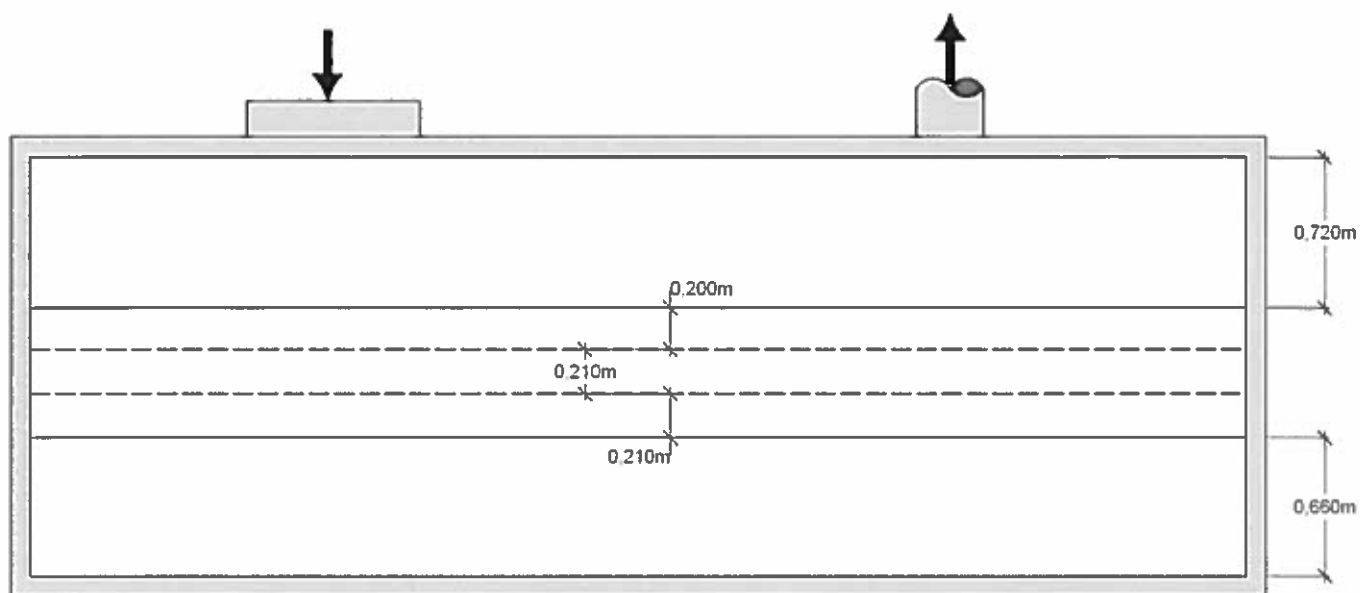
End of Report



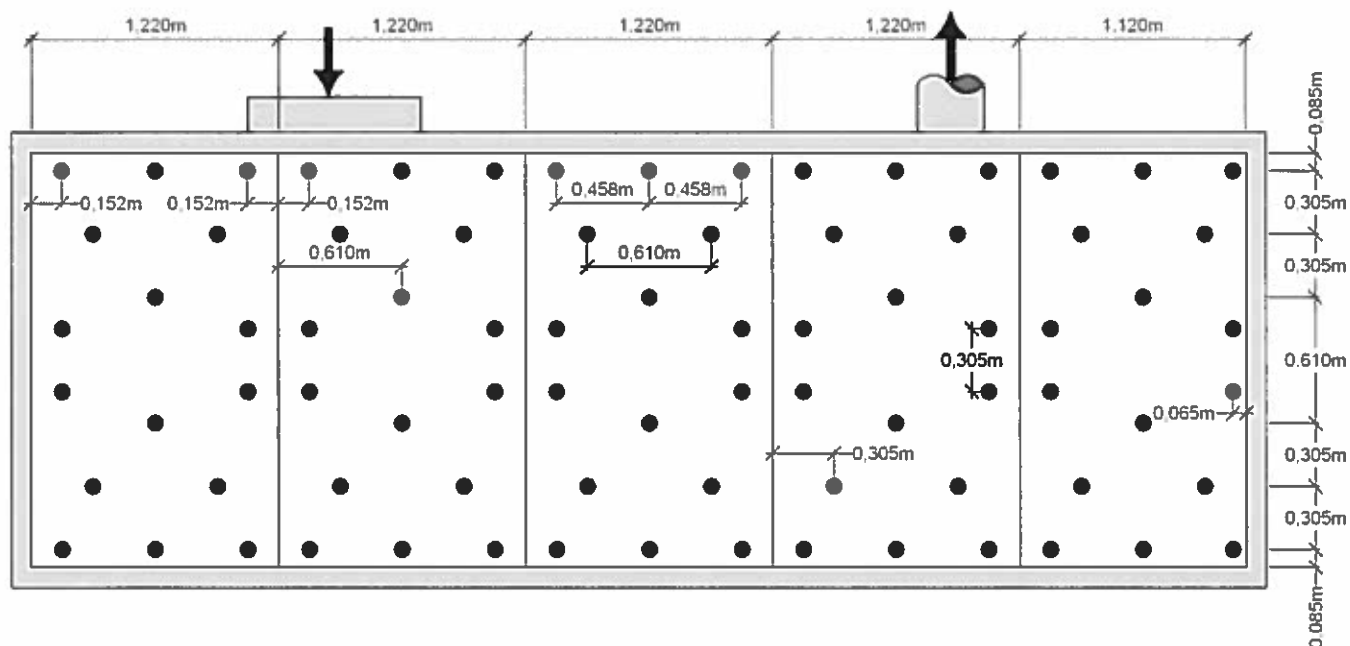
## **Appendix 1**

### **Drawings**





**Vapor Barrier (Vapor Bloc SA) Layout**



**Insulation Layout**



2400, Canadian Street  
Drummondville (Québec)  
J2C 7W3  
Phone: 819-850-6247  
Fax: 819-478-8436

**Project:**  
**Mod-bit Vapor Barrier Self-adhered System, Partially attached (PARS)**

**Title:**  
**Vapor Barrier and Insulation Layout**

**Drawn by:**  
**ISD**

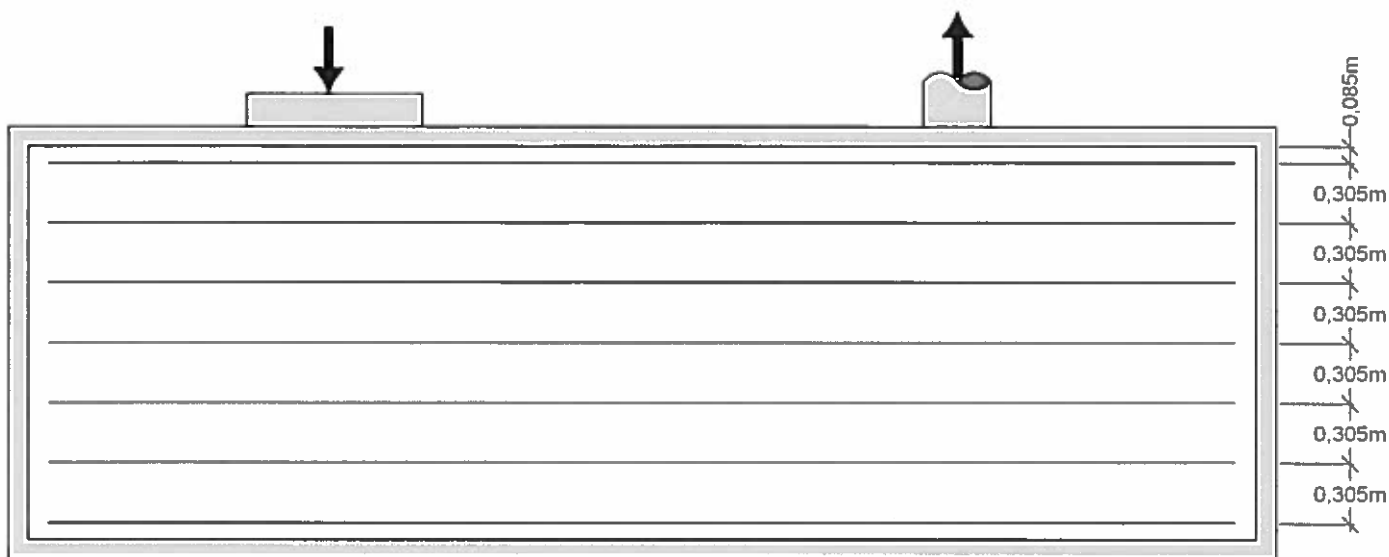
**Project No.:**  
**DRS-00221706-01-5100**

**Drawing No.:**

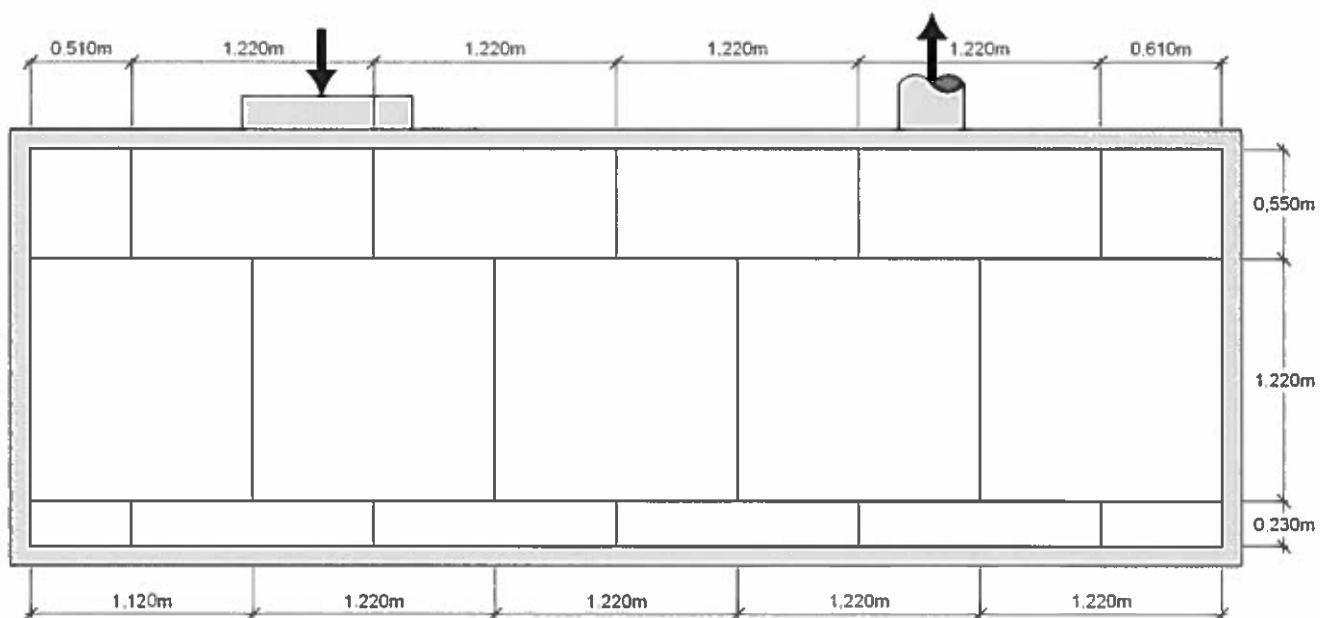
**Date:**  
**October 6, 2014**

**Scale:**  
**NTS**

**L - 1**



**Recovery board adhesive (Olybond 500) Layout**



**Recovery board (DensDeck Prime) Layout**



2400, Canadien Street  
Drummondville (Québec)  
J2C 7W3  
Phone: 819-850-6247  
Fax: 819-478-8436

**Project:**  
**Mod-bit Vapor Barrier Self-adhered System, Partially attached (PARS)**

**Title:**  
**Recovery board adhesive and Recovery board Layout**

**Drawn by:**  
**ISD**

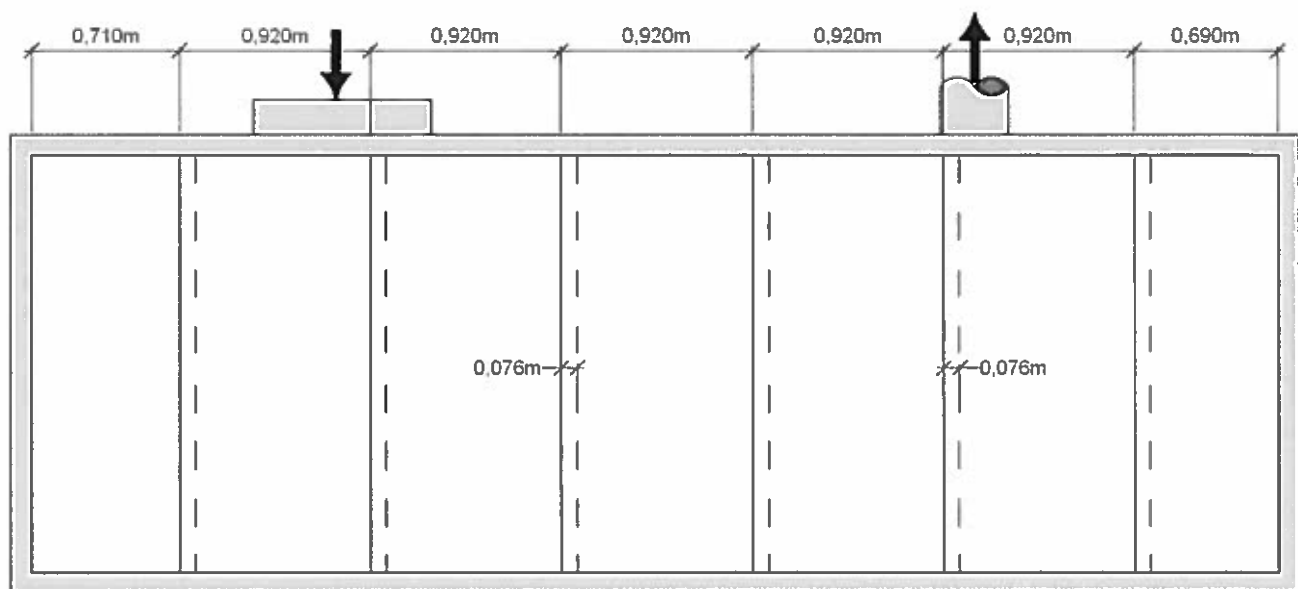
**Project No.:**  
**DRS-00221706-01-5100**

**Drawing No.:**

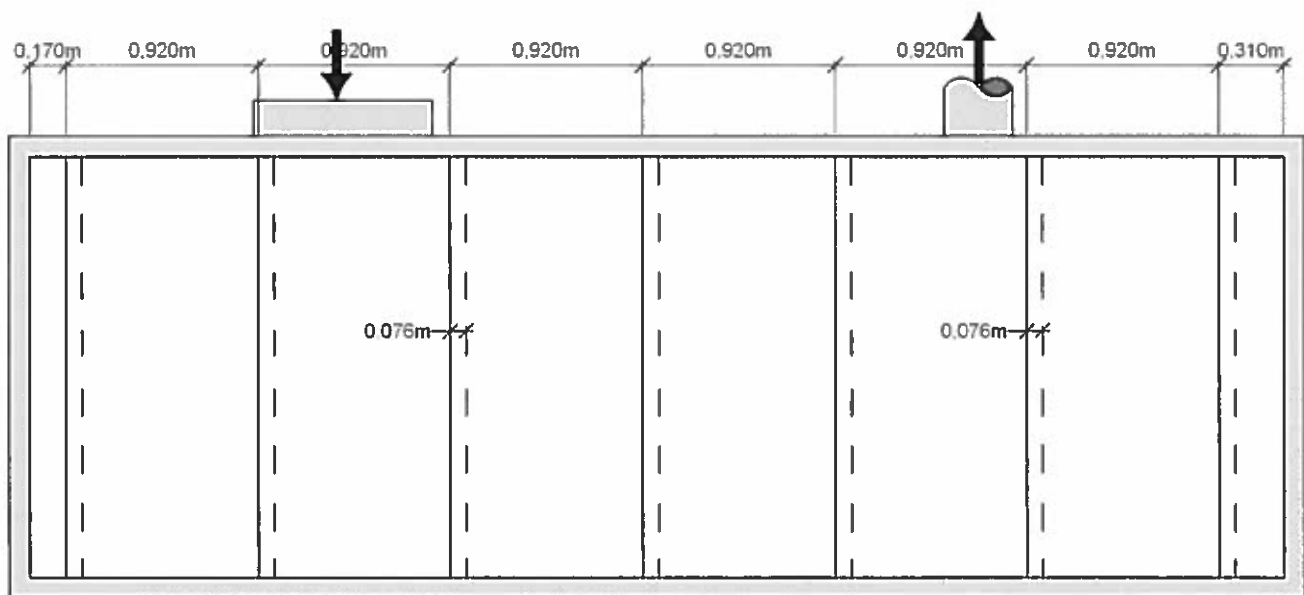
**Date:**  
**October 6, 2014**

**Scale:**  
**NTS**

**L - 2**



**Base sheet (Paradiene 20 TG) Layout**



**Cap sheet (Paradiene 30 TG) Layout**



2400, Canadien Street  
Drummondville (Québec)  
J2C 7W3  
Phone: 819-850-6247  
Fax: 819-478-8436

**Project:**  
**Mod-bit Vapor Barrier Self-adhered System, Partially attached (PARS)**

**Title:**  
**Base sheet and Cap sheet Layout**

**Drawn by:**  
**ISD**

**Project No.:**  
**DRS-00221706-01-5100**

**Drawing No.:**

**Date:**  
**October 6, 2014**

**Scale:**  
**NTS**

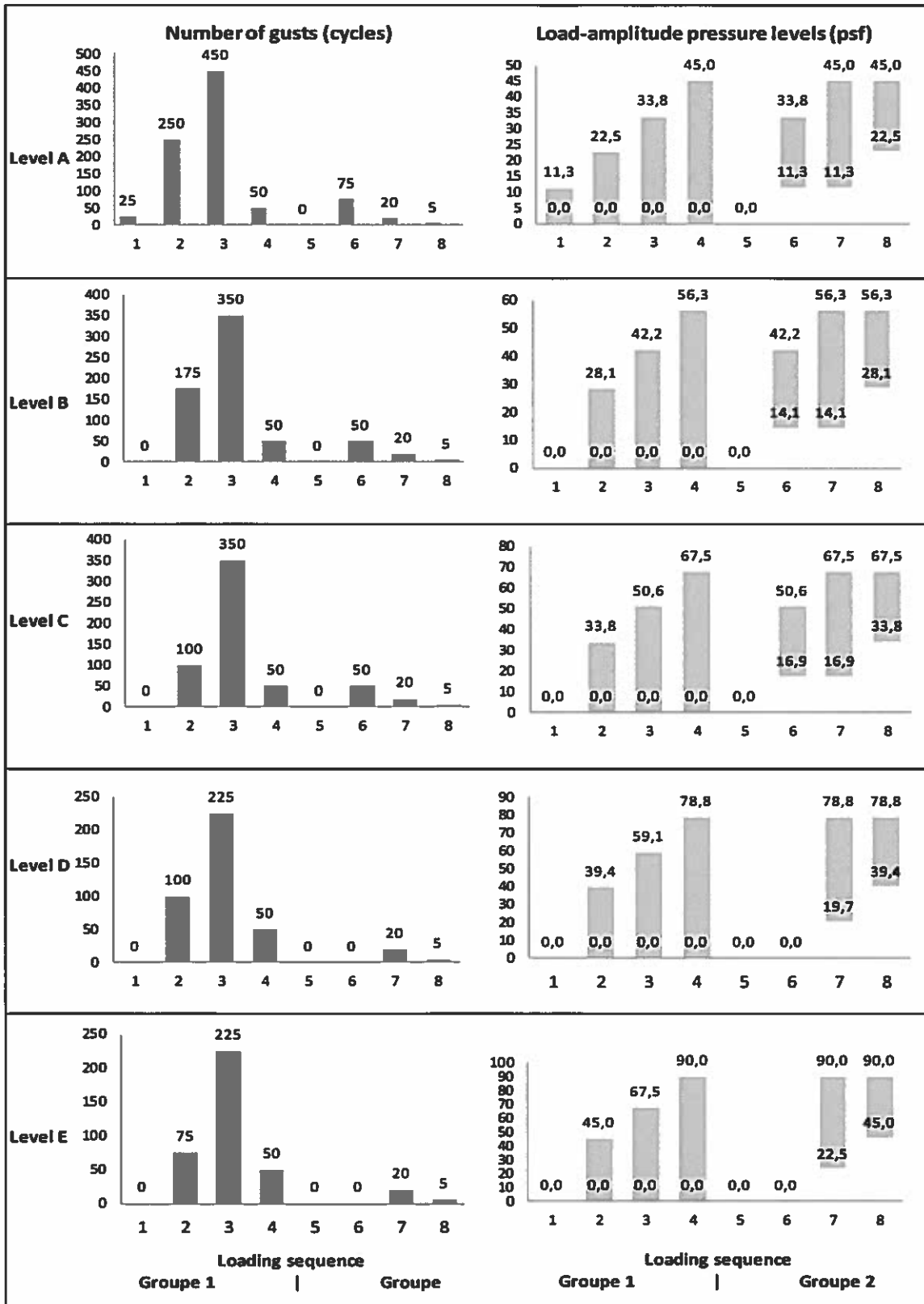
**L - 3**



## **Appendix 2**


### **Gust and Load Amplitude Pressure Table And Fastener Pullout test**

## Gusts and load Amplitude Pressure Table



## **Appendix 3**

### **Photographic report**

<b>Photographic Report</b>		
<b>Client :</b> Siplast	<b>Date :</b> 06 - 10 - 2014 DD MM YYYY	
<b>Project :</b> Mod-bit Vapor Barrier Self-adhered System, Partially attached (PARS)	<b>Project n° :</b> SPIZ-DRS-00221706-01-5100	

**Photo n° :** 1

**Description :**


Steel deck before the installation of the roof system.




**Photo n° :** 2

**Description :**

View of the Vapor Barrier before the installation of the Insulation



<b>Photographic Report</b>		
<b>Client :</b> Siplast	<b>Date :</b> 06 - 10 - 2014 DD MM YYYY	
<b>Project :</b> Mod-bit Vapor Barrier Self-adhered System, Partially attached (PARS)	<b>Project n° :</b> SPIZ-DRS-00221706-01-5100	

**Photo n° :** 3

**Description :**

Installation of the  
Insulation mechanically  
attached




**Photo n° :** 4

**Description :**

View of the Insulation  
before the installation of  
the Coverboard



<b>Photographic Report</b>		
<b>Client :</b> Siplast	<b>Date :</b> 06 - 10 - 2014 DD MM YYYY	
<b>Project :</b> Mod-bit Vapor Barrier Self-adhered System, Partially attached (PARS)	<b>Project n° :</b> SPIZ-DRS-00221706-01-5100	

**Photo n° :** 5

**Description :**  
  
Installation of the  
Coverbord adhered with  
OlyBond 500



**Photo n° :** 6

**Description :**  
  
View of the ribbons on  
the Insulation before the  
installation of the  
Coverbord panel






<b>Photographic Report</b>		
Client : Siplast	Date : 06 - 10 - 2014 DD MM YYYY	
Project : Mod-bit Vapor Barrier Self-adhered System, Partially attached (PARS)	Project n° : SPIZ-DRS-00221706-01-5100	

Photo n° : 7


**Description :**  
  
View of the Coverboard before the installation of the Base-sheet membrane



Photo n° : 8

**Description :**  
  
Installation of the Base-sheet membrane on the Coverboard



<b>Photographic Report</b>		
<b>Client :</b> Siplast	<b>Date :</b> 06 - 10 - 2014 DD MM YYYY	
<b>Project :</b> Mod-bit Vapor Barrier Self-adhered System, Partially attached (PARS)	<b>Project n° :</b> SPIZ-DRS-00221706-01-5100	

**Photo n° :** 9

**Description :**

View of the Base-sheet membrane before the installation of the Cap sheet membrane




**Photo n° :** 10

**Description :**

Installation of the Cap-sheet membrane





<b>Photographic Report</b>		
<b>Client :</b> Siplast	<b>Date :</b> 06 - 10 - 2014 DD MM YYYY	
<b>Project :</b> Mod-bit Vapor Barrier Self-adhered System, Partially attached (PARS)	<b>Project n° :</b> SPIZ-DRS-00221706-01-5100	

**Photo n° :** 11

**Description :**

View of the roof system before the test



**Photo n° :** 12

**Description :**

Test progression:

Sequence : A-1-4  
Gust : 30/50



# Photographic Report

Client : Siplast

Date : 06 - 10 - 2014  
DD MM YYYY

Project : Mod-bit Vapor Barrier Self-adhered System, Partially attached (PARS)

Project n° : SPIZ-DRS-00221706-01-5100



Photo n° : 13

Description :

Test progression:

Sequence : B-2-6

Gust : 25/50



Photo n° : 14

Description :

Test progression:

Sequence : C-1-4

Gust : 25/50



# Photographic Report

Client : Siplast

Date : 06 - 10 - 2014  
DD MM YYYY

Project : Mod-bit Vapor Barrier Self-adhered System, Partially attached (PARS)

Project n° : SPIZ-DRS-00221706-01-5100



Photo n° : 15

Description :

Test progression:

Sequence : D-2-7  
Gust : 5/20



Photo n° : 16

Description :

Test progression:

Sequence : E-1-7  
Gust : 11/20  
End of test  
No failure



## **Appendix 4**

### **Technical Data and MSDS**

# PARAFOR 30 TG



## Commercial Product Data Sheet

Sold July 10/7/14

### Product Description

Parafor 30 TG is a high performance, modified bitumen finish ply designed for use in homogeneous multi-layer modified bitumen roof membrane systems. Parafor 30 TG consists of a fiberglass scrim/polyester mat composite impregnated and coated with high quality styrene-butadiene-styrene (SBS) modified bitumen, and surfaced with ceramic granules. The back surface is manufactured using a special process that embosses the surface with a grooved pattern to provide optimum burnoff of the plastic film and maximize application rates.

Parafor 30 TG is available with Siplast RoofTag RFID roof asset technology on a Special-Made-To-Order basis. See RoofTag Commercial Product Data Sheet for more information.

### Product Uses

Parafor 30 TG is the finish ply of the Siplast Paradiene 20/Parafor 30 TG System and is used as a base flashing where granule-surfaced flashing sheets are required. Parafor 30 TG is lapped 3 inches (7.6 cm) at sides and 6 inches (15.2 cm) at ends. Parafor 30 TG is torch applied. Contact Siplast for specific approval on other product uses.

### Product Approvals

Parafor 30 TG is approved by FM Approvals (FM Standard 4470) for use in Parafor Class 1 insulated steel roof deck constructions and insulated and non-insulated concrete roof deck constructions, subject to FM conditions and limitations.

Parafor 30 TG is classified by Underwriters Laboratories for use in  $cUL_{us}$  Classified Siplast Parafor Roof Systems. Parafor 30 TG has been classified as a Class C roofing system over combustible, non-combustible, and insulated combustible decks.

Parafor 30 TG meets or exceeds the requirements of ASTM D 6164 Type I, Grade G for SBS-modified bituminous sheet materials using a polyester reinforcement.

Siplast Roof Systems also have received the approval of many regional and local authorities. Please contact Siplast for specific information as required.

Current copies of all Siplast Commercial Product Data Sheets are posted on the Siplast Canada Web site at [www.Siplast.com](http://www.Siplast.com).

### COMMERCIAL PRODUCT INFORMATION

Unit	Roll		
Coverage:	1.0 Square	(9.3 m <sup>2</sup> )	
Coverage Weight Per Square:	Min:	114 lb	(5.5 kg/m <sup>2</sup> )
Roll Length:	Min:	32.8 ft	(10.0 m)
Roll Width:	Avg:	3.28 ft	(1.00 m)
Thickness:	Avg:	161 mils	(4.1 mm)
Thickness at Selvage:	Avg:	122 mils	(3.1 mm)
	Min:	118 mils	(3.0 mm)
Selvage Width:	Avg:	2.75 in	(70 mm)

Selvage Surfacing: Burn-off Polyolefin Film

Top Surfacing: No. 11 ceramic granules, standard color finishes are #93 Bone White and #65 Cinnamon Brown. Contact Siplast for other available colors.

Back Surfacing: Polyolefin burnoff film

Lines: A laying line is placed 3 inches (7.6 cm) from the selvage edge of the material. The line color for this material is blue.

Packaging: Rolls are wound onto a compressed paper tube. The rolls are placed upright on end opposite the selvage on pallets cushioned with corrugated cardboard and are adhered with adhesive at the labels. The top of the palletted rolls is covered with foiled Kraft paper. The palletted material is protected by a heat shrink polyethylene shroud.

Pallet: 41 in X 48 in (104 cm X 122 cm) wooden pallet.  
Number Rolls Per Pallet: 20  
Number Pallets Per Truckload: 18  
Minimum Roll Weight: 114 lb (51.7 kg)

Storage and Handling: All Siplast roll roofing products should be stored on end on a clean flat surface. Care should be taken that rolls are not dropped on ends or edges and are not stored in a leaning position. Deformation resulting from these actions will make proper installation difficult. All roofing should be stored in a dry place, out of direct exposure to the elements, and should not be double stacked. Material should be handled in such a manner as to ensure that it remains dry prior to and during installation.

Rev 7/2014

Siplast

1000 E. Rochelle Blvd. • Irving, Texas 75062-3940 • 469-995-2200 • [www.siplast.com](http://www.siplast.com)  
In Canada: 201 Bewicke Ave., Suite 210 • North Vancouver, BC V7M 3M7 • Toll Free 1-877-233-2338  
Customer Service in North America: Toll Free 1-800-922-8800



An Icopal Group Company

# PARAFOR 30 TG

## Physical and Mechanical Properties

Property (as Manufactured)	Values/Units	Test Method
Thickness (average)	161 mils (4.1 mm)	ASTM D 5147 section 6
Thickness at selvage (minimum) (average)	118 mils (3.0 mm) 122 mils (3.1 mm)	ASTM D 5147 section 6
<sup>1</sup> Peak Load @ 73°F (average)	65 lbf/inch (10.5 kN/m)	ASTM D 5147 section 7
<sup>1</sup> Peak Load @ 0°F (average)	115 lbf/inch (20.1 kN/m)	ASTM D 5147 section 7
<sup>1</sup> Elongation @ Peak Load, 73° F (average)	40%	ASTM D 5147 section 7
<sup>1</sup> Elongation @ Peak Load, 0° F (average)	40%	ASTM D 5147 section 7
<sup>1</sup> Ultimate Elongation @ 73°F (average)	90%	ASTM D 5147 section 7
<sup>1</sup> Tear Strength (average)	100 lbf (0.45 kN)	ASTM D 5147 section 8
Water Absorption (maximum)	1%	ASTM D 5147 section 10
Dimensional Stability (maximum)	0.5%	ASTM D 5147 section 11
Low Temperature Flexibility (maximum)	-15°F ( -26°C)	ASTM D 5147 section 12
Granule Embedment Max. avg. loss Max. individual loss	1.5 grams per sample 2.0 grams per sample	ASTM D 5147 section 15
Compound Stability (minimum)	250°F (121°C)	ASTM D 5147 section 16
Cyclic Fatigue	Parafor 30 TG utilized as a single-layer membrane, or bonded to an acceptable Paradiene 20 base ply with an approved method of attachment, passes ASTM D 5849 both as-manufactured and after heat conditioning according to ASTM D 5147.	

Test methods and tolerances: ASTM D 5147, and ASTM D 146 (product weight only)

1. The value reported is the lower of either MD or XD.

# MATERIAL SAFETY DATA SHEET

F = 1  
R = 0

PPE = See Section 8

## Section I

**Manufacturer:** Siplast, an Icopal Group Company  
(800) 643-1591 or (800) 922-8800  
**Address:** 1000 E. Rochelle Blvd., Irving, TX 75062  
**Emergency Phone No.:** CHEMTREC, (800) 424-9300 (U.S.), (703) 527-3887 (outside of U.S.)  
**Product Class:** Modified Bitumen Membrane  
**Trade Name:** Paradiene, Paradiene F, Paradiene FR, Paradiene FR TG, Paradiene CR FR, Paradiene CR FR TG, Paradiene HT, Paradiene HT TG, Paradiene HT TG F, Paradiene EG, Paradiene EG SA, Paradiene EG TG, Paradiene TG, Paradiene TG F, Paradiene HT FR, Paradiene HT FR TG, Paradiene TS, Paradiene TS F, Paradiene HV, Paradiene HV TG, Paradiene PR, Paradiene PR TG, Paradiene TS SA F, Paradiene HT SA, Paradiene SA, Paradiene SA F, Paradiene TS SA, Paradiene P, Paradiene TG P, Paradiene SA P, Paradiene TS P, Paradiene TS SA P, Paradiene MW FR, Paradiene MW CR FR, Paradiene MW CR FR TG, Paradiene HT CR FR, Paradiene HT CR FR TG, Paradiene FR BW, Paradiene FR TG BW, Parafor, Parafor LT, Parafor TG, Veral, Parabase Plus, Parabase Plus P, Paratread, Teranap 1M, and Teranap GS

## Section II - Ingredients

Ingredient	IRAC	Percent	ACGIH TLV (mg/m <sup>3</sup> )	OSHA PEL (mg/m <sup>3</sup> )
Asphalt	NO	13.6-48.3	0.5	5
Filler	NO	16-29.7	15	10
SBS Polymer	NO	Proprietary	N/A*	N/A*
Reinforcement	NO	1.6-6.0	N/A*	N/A*
Surfacing	NO	0-30	10	3.3
Parting Agent	NO	5-42.5	0.1	10

## Section III - Physical Data

Boiling Range of Asphalt: 750°F  
Evaporation Rate: Not applicable  
% Volatile by Volume: Not applicable  
Weight per Gallon: Not applicable

## Section IV - Fire and Explosion Data

DOT Category: Not applicable  
Flash Point: +475°F by COC  
Extinguishing Media: Water fog, foam, dry chemical or CO<sub>2</sub>  
Special Procedures: None  
Unusual Hazards: None

## Section V - Health Hazard Data

Inhalation of fumes released during heat welding of this product may cause temporary upper respiratory irritation. Remove affected individuals to fresh air.  
Emergency and First Aid Procedures: Flush area with water if contact is made with asphalt during hot application.

The information and recommendations contained herein are, to the best of Siplast's knowledge and belief, accurate and reliable as of the date issued. Siplast does not warrant or guarantee their accuracy or reliability, and should not be liable for any loss or damage arising out of the use thereof. User should satisfy himself that he has all current data relevant to his particular use.

Rev 4/2014

## Section VI - Reactivity Data

Stability: Stable X Unstable \_\_\_\_\_  
Conditions to Avoid: Strong oxidizing agents and uncontrolled flame.  
Hazardous Decomposition Products: H<sub>2</sub>S released when heated. CO may be formed with incomplete combustion. Amount of H<sub>2</sub>S released is negligible.  
Hazardous Polymerization:  
May occur \_\_\_\_\_ Will not occur X

## Section VII - Spill or Leak Procedures

Steps to be Taken in Case Material is Released or Spilled: No hazards  
Waste Disposal Method: Dump at an approved site that complies with local, state, and federal regulations. No special procedures.

## Section VIII - Special Protection Information

Respiratory Protection: Not normally needed in a well-ventilated area. If TLV is exceeded, a NIOSH/MESA approved breathing apparatus is recommended.  
Ventilation: General, since material is applied only in open areas.  
Protective Gloves: Impervious in nature. For use in application and handling.  
Eye Protection: Recommended during application.  
Other Protective Equipment: None

## Section IX - Special Precautions

Handling and Storage: None  
Other: None

\* Not available



# PARADIENE 20 TG



## Commercial Product Data Sheet

*Sold only 10/7/14*

### Product Description

Paradiene 20 TG is a high performance torch grade modified bitumen base ply designed for use in homogeneous multi-layer modified bitumen roof membrane systems. Paradiene 20 TG consists of a lightweight random fibrous glass mat impregnated and coated with high quality styrene-butadiene-styrene (SBS) modified bitumen. The top surface is covered with a silica parting agent, and the back surface is coated with a high performance modified asphalt adhesive layer specifically formulated for torch applications. The adhesive layer is manufactured using a special process that embosses the surface with a grooved pattern to provide optimum burnoff of the plastic film and maximize application rates.

Paradiene 20 TG is available with Siplast RoofTag RFID roof asset technology on a Special-Made-To-Order basis. See RoofTag Commercial Product Data Sheet for more information.

### Product Uses

Paradiene 20 TG is the first ply of all Siplast Paradiene 20 TG/30 TG Systems, and is lapped 3 inches (7.6 cm) side and end. Paradiene 20 TG is torch applied to approved substrates. Contact Siplast for specific approval on product uses.

### Product Approvals

Paradiene 20 TG is approved by FM Approvals (FM Standard 4470) for use in Siplast Paradiene 20 TG/30 TG and Paradiene 20 TG/30 FR TG Class 1 insulated steel roof deck constructions and insulated and non-insulated concrete roof deck constructions, subject to FM conditions and limitations.

Contact Siplast for specific information regarding FM Class 1 windstorm resistance classifications.

Paradiene 20 TG is classified by Underwriters Laboratories for use in <sup>cUL</sup> Classified Siplast Paradiene 20 TG/30 TG and Paradiene 20 TG/30 FR TG Roof Systems. Siplast Paradiene 20 TG/30 FR TG Roof Systems have been classified by Underwriters Laboratories as Class A roofing systems over non-combustible, insulated non-combustible, and insulated combustible decks, and as Class B roofing systems over combustible decks. Siplast Paradiene 20 TG/30 TG Roof Systems have been classified as Class C roofing systems over combustible, non-combustible, and insulated combustible decks.

Paradiene 20 TG meets or exceeds the requirements of ASTM D 6163 Type I, Grade S, for SBS-modified bituminous sheet materials using glass fiber reinforcements.

Siplast Roof Systems have also received the approval of many regional and local code authorities. Contact Siplast for more information.

### COMMERCIAL PRODUCT INFORMATION

Unit:	Roll	
Coverage:	1.0 Square	(9.3 m <sup>2</sup> )
Coverage Weight Per Square:	Min: 76 lb	(3.7 kg/m <sup>2</sup> )
Roll Length:	Min: 33.5 ft	(10.21 m)
Roll Width:	Avg: 3.28 ft	(1.00 m)
Thickness:	Avg: 114 mils	(2.9 mm)
	Min: 110 mils	(2.8 mm)
Selvage Width:	N/A	
Selvage Surfacing:	N/A	
Top Surfacing:	Silica Parting Agent	
Back Surfacing:	Polyolefin Film	

Lines: Two laying lines are placed 3 in (7.6 cm) and 4 in (10.2 cm) from each edge of the material. The line color for this material is white.

Packaging: Rolls are wound onto a compressed paper tube. The rolls are placed upright on pallets cushioned with corrugated cardboard and are adhered with adhesive at the labels. The top of the palletized rolls is covered with foiled Kraft paper. The palletized material is protected by a heat shrink polyethylene shroud.

Pallet: 41 in X 48 in (104 cm X 122 cm) wooden pallet  
Number Rolls Per Pallet: 25  
Number Pallets Per Truckload: 18  
Minimum Roll Weight: 76 lb (34.5 kg)

Storage and Handling: All Siplast roll roofing products should be stored on end on a clean flat surface. Care should be taken that rolls are not dropped on ends or edges and are not stored in a leaning position. Deformation resulting from these actions will make proper installation difficult. All roofing should be stored in a dry place, out of direct exposure to the elements, and should not be double stacked. Material should be handled in such a manner as to ensure that it remains dry prior to and during installation.

Current copies of all Siplast Commercial Product Data Sheets are posted on the Siplast Web site at [www.Siplast.com](http://www.Siplast.com).

Rev 3/2014

### Siplast

1000 E. Rochelle Blvd. • Irving, Texas 75062-3940 • 469-995-2200 • [www.siplast.com](http://www.siplast.com)  
In Canada: 201 Bewicke Ave., Suite 210 • North Vancouver, BC V7M 3M7 • Toll Free 1-877-233-2338  
Customer Service in North America: Toll Free 1-800-922-8800



An Icopal Group Company



# PARADIENE 20 TG

## Physical and Mechanical Properties

Property (as Manufactured)	Values/Units	Test Method
Thickness (minimum)	110 mils (2.8 mm)	ASTM D 5147 section 6
Thickness (average)	114 mils (2.9 mm)	ASTM D 5147 section 6
<sup>1</sup> Peak Load @ 73°F (average)	30 lbf/inch (5.3 kN/m)	ASTM D 5147 section 7
<sup>1</sup> Peak Load @ 0°F (average)	75 lbf/inch (13.2 kN/m)	ASTM D 5147 section 7
<sup>1</sup> Elongation @ Peak Load, 73°F (average)	3%	ASTM D 5147 section 7
<sup>1</sup> Elongation @ Peak Load, 0°F (average)	3%	ASTM D 5147 section 7
<sup>1</sup> Ultimate Elongation @ 73°F (average)	50%	ASTM D 5147 section 7
<sup>1</sup> Tear Strength (average)	40 lbf (0.18 kN)	ASTM D 5147 section 8
Water Absorption (maximum)	1%	ASTM D 5147 section 10
Dimensional Stability (maximum)	0.1%	ASTM D 5147 section 11
Low Temperature Flexibility (maximum)	-15°F (-26°C)	ASTM D 5147 section 12
Compound Stability (minimum)	250°F (121°C)	ASTM D 5147 section 16
Coating Thickness - Back Surface	≥ 40 mils (1 mm)	ASTM D 5147 section 17
Cyclic Fatigue	Paradiene 20 TG, bonded to an acceptable Paradiene 30, Paradiene 40 FR, or Parafor 50 LT cap sheet with an approved method of attachment, passes ASTM D 5849 both as-manufactured and after heat conditioning according to ASTM D 5147.	

1. The value reported is the lower of either MD or XD.



# MATERIAL SAFETY DATA SHEET

HMIS

H = 1

F = 1

R = 0

PPE = See Section 8

Section I

*Sidd Guley 10/17/14*

**Manufacturer:** Siplast, an Icopal Group Company  
(800) 643-1591 or (800) 922-8800

**Address:** 1000 E. Rochelle Blvd., Irving, TX 75062

**Emergency Phone No.:** CHEMTREC, (800) 424-9300 (U.S.), (703) 527-3887 (outside of U.S.)

**Product Class:** Modified Bitumen Membrane

**Trade Name:** Paradiene, Paradiene F, Paradiene FR, Paradiene FR TG, Paradiene CR FR, Paradiene CR FR TG, Paradiene HT, Paradiene HT TG, Paradiene HT TG F, Paradiene EG, Paradiene EG SA, Paradiene EG TG, Paradiene TG, Paradiene TG F, Paradiene HT FR, Paradiene HT FR TG, Paradiene TS, Paradiene TS F, Paradiene HV, Paradiene HV TG, Paradiene PR, Paradiene PR TG, Paradiene TS SA F, Paradiene HT SA, Paradiene SA, Paradiene SA F, Paradiene TS SA, Paradiene P, Paradiene TG P, Paradiene SA P, Paradiene TS P, Paradiene TS SA P, Paradiene MW FR, Paradiene MW CR FR, Paradiene MW CR FR TG, Paradiene HT CR FR, Paradiene HT CR FR TG, Paradiene FR BW, Paradiene FR TG BW, Parafor, Parafor LT, Parafor TG, Veral, Parabase Plus, Parabase Plus P, Paratread, Teranap 1M, and Teranap GS

## Section II - Ingredients

Ingredient	IRAC	Percent	ACGIH TLV (mg/m <sup>3</sup> )	OSHA PEL (mg/m <sup>3</sup> )
Asphalt	NO	13.6-48.3	0.5	5
Filler	NO	16-29.7	15	10
SBS Polymer	NO	Proprietary	N/A*	N/A*
Reinforcement	NO	1.6-6.0	N/A*	N/A*
Surfacing	NO	0-30	10	3.3
Parting Agent	NO	5-42.5	0.1	10

## Section III - Physical Data

Boiling Range of Asphalt: 750°F  
Evaporation Rate: Not applicable  
% Volatile by Volume: Not applicable  
Weight per Gallon: Not applicable

## Section IV - Fire and Explosion Data

DOT Category: Not applicable  
Flash Point: +475°F by COC  
Extinguishing Media: Water fog, foam, dry chemical or CO<sub>2</sub>  
Special Procedures: None  
Unusual Hazards: None

## Section V - Health Hazard Data

Inhalation of fumes released during heat welding of this product may cause temporary upper respiratory irritation. Remove affected individuals to fresh air.  
Emergency and First Aid Procedures: Flush area with water if contact is made with asphalt during hot application.

The information and recommendations contained herein are, to the best of Siplast's knowledge and belief, accurate and reliable as of the date issued. Siplast does not warrant or guarantee their accuracy or reliability, and should not be liable for any loss or damage arising out of the use thereof. User should satisfy himself that he has all current data relevant to his particular use.

Rev 4/2014

## Section VI - Reactivity Data

Stability: Stable X Unstable \_\_\_\_\_  
Conditions to Avoid: Strong oxidizing agents and uncontrolled flame.  
Hazardous Decomposition Products: H<sub>2</sub>S released when heated. CO may be formed with incomplete combustion. Amount of H<sub>2</sub>S released is negligible.  
Hazardous Polymerization:  
May occur \_\_\_\_\_ Will not occur X

## Section VII - Spill or Leak Procedures

Steps to be Taken in Case Material is Released or Spilled: No hazards  
Waste Disposal Method: Dump at an approved site that complies with local, state, and federal regulations. No special procedures.

## Section VIII - Special Protection Information

Respiratory Protection: Not normally needed in a well-ventilated area. If TLV is exceeded, a NIOSH/MESA approved breathing apparatus is recommended.  
Ventilation: General, since material is applied only in open areas.  
Protective Gloves: Impervious in nature. For use in application and handling.  
Eye Protection: Recommended during application.  
Other Protective Equipment: None

## Section IX - Special Precautions

Handling and Storage: None  
Other: None

\* Not available

# PARATHERM & PARATHERM CG POLYISOCYANURATE INSULATION



## Commercial Product Data Sheet

*Scott Cole 10/7/14*

### Product Description

Paratherm is a rigid roof insulation board comprised of a closed cell polyisocyanurate foam core bonded on each side to fiber-reinforced organic felt facer. Paratherm CG has a coated fiberglass facer. The product provides high thermal R-value, code compliance, and superior physical properties at a low installed cost. Standard product has a compressive strength of 20 psi (Grade 2). Paratherm and Paratherm CG are also available in 25 psi (Grade 3).

### Product Uses

Paratherm is used in combination with coverboards approved in advance by Siplast for all constructions requiring a single-source guarantee. Each panel of Paratherm must be secured to the roof deck with Factory Mutual Approved fasteners (appropriate to the deck type) and plates installed in accordance with current FM requirements. Alternatively, maximum 4 ft x 4 ft (1.22 m x 1.22 m) panels of Paratherm may be adhered to a prepared existing concrete deck with a full mopping of hot asphalt or approved insulation adhesive. Paratherm CG (coated fiberglass facer - non-organic) is required over new concrete substrates due to the anticipated high moisture content. This includes all layers where multiple layers of Paratherm are used. Contact Siplast for approvals on applications over new concrete decks or other product uses.

### Product Approvals

Paratherm meets or exceeds the requirements of ASTM C 1289 Type II, Class 1, Grade 2. Paratherm CG meets or exceeds ASTM C 1289 Type II Class 2, Grade 2 Grade 3 product (25 psi) is also available. Paratherm is Factory Mutual Approved for use in Class 1 constructions when installed according to FM requirements. Paratherm has been classified by Underwriters Laboratories, Inc. as an approved roof insulation in all Siplast Class A roof constructions and Roof/Ceiling hourly fire-rated assemblies, and is classified by Underwriters Laboratories Canada.

**Mechanical and physical properties are on the back side of this data sheet.**

### COMMERCIAL PRODUCT INFORMATION

**Panel Size - Flat Panels:** Available in 4' x 8' (1.22 m x 2.43 m) and 4' x 4' (1.22 m x 1.22 m) panels.

**Thickness - Flat Panels:** 1 inch (2.54 cm) to 4 inches (10.16 cm)

**Multiple Layer Configurations:** A maximum individual flat-stock panel thickness of 2.7 inches is recommended. For configurations requiring more than 2.7 inches of Paratherm, a multiple layer configuration is recommended.

**Panel Size - Tapered Panels:** Available in 4' x 4' (1.22 m x 1.22 m) panels.

**Thickness - Tapered Panels:** Panel thickness varies with taper/slope of the panel. Tapered panels are available to provide 1/16, 1/8, or 1/4 inch per foot slope (0.5%, 1%, or 2%). 1/16 inch slope systems should be used with caution since they have not shown to effectively improve drainage.

#### Packaging:

Paratherm is shipped to the job site protected by a plastic wrap, plastic bag, or both. This factory packaging is intended for handling the Paratherm in the manufacturing plant and during transit; it should not be relied upon as job site protection from the elements.

#### Storage & Handling:

Material delivery should be carefully coordinated with the schedule for roofing operations to minimize job site storage time. Interior storage offering dry, well-ventilated conditions should be considered when the product is to be stored for more than 14 days prior to installation. When short-term job site storage is necessary, Paratherm should be stored flat on raised pallets or platforms at least 4 inches above the ground. Pallets should be stored on a finished surface rather than on dirt or grass to avoid upward transpiration of moisture. Pallets should be covered with a waterproof covering, preferably using a breathable material such as canvas.

*Current copies of all Siplast Commercial Product Data Sheets are posted on the Siplast Web site at [www.Siplast.com](http://www.Siplast.com).*

# PARATHERM POLYISOCYANURATE INSULATION

## Physical and Mechanical Properties

### TYPICAL PROPERTIES AND CHARACTERISTICS

Nominal Thickness inch (mm)	LTTR* ASTM C 1289-11 (CAN/ULC-S770 -09)	LTTR** (CAN/ULC-S770 -03)	Flute Span (max.) inch (mm)
1.0 (25)	5.6	6.0	2 5/8 (67)
1.2 (30)	6.7	7.2	2 5/8 (67)
1.5 (38)	8.5	9.0	3 3/8 (86)
1.8 (46)	10.2	10.9	3 3/8 (86)
2.0 (51)	11.4	12.1	3 3/8 (86)
2.2 (56)	12.6	13.4	3 3/8 (86)
2.3 (58)	13.2	14.0	3 5/8 (92)
2.5 (64)	14.4	15.3	3 5/8 (92)
2.6 (66)	15.0	15.9	3 5/8 (92)
2.7 (69)	15.6	16.6	3 5/8 (92)
The following are not recommended for use in a single layer application.			
2.8 (71)	16.2	17.2	3 5/8 (92)
3.0 (76)	17.4	18.5	3 5/8 (92)
3.1 (78)	18.0	19.1	3 5/8 (92)
3.2 (81)	18.6	19.8	3 5/8 (92)
3.5 (89)	20.5	21.7	3 5/8 (92)
3.8 (97)	22.3	23.7	3 5/8 (92)
4.0 (102)	23.6	25.0	3 5/8 (92)

Information on other thicknesses available upon request.

- \* Long-term Thermal Resistance (LTTR) Value determined in conformance with ASTM C 1289-11 effective Jan. 1, 2014 (CAN/ULC-S770 -09).
- \*\* Long-term Thermal Resistance (LTTR) Values determined in conformance with CAN/ULC-S770-03.

### HIGH THERMAL VALUE CONFIGURATIONS

LTTR	ASTM C 1289-11 (CAN/ULC-S770 -09)
20 (20.4)	2 layers of 1.8" Paratherm or Paratherm CG
25 (25.2)	2 layers of 2.2" Paratherm or Paratherm CG
30	2 layers of 2.6" Paratherm or Paratherm CG
35 (36)	2 layers of 3.1" Paratherm or Paratherm CG
40 (41)	2 layers of 3.5" Paratherm or Paratherm CG



# MATERIAL SAFETY DATA SHEET

HMIS

H = 1

F = 1

R = 0

PPE = See Section 8

## Section I

*Sold Only 10/7/14*

**Manufacturer:** Siplast, an Icopal Group Company  
(800) 643-1591 or (800) 922-8800  
**Address:** 1000 E. Rochelle Blvd., Irving, TX 75062-3940  
**Emergency Phone No.:** CHEMTREC, (800) 424-9300 (U.S.), (703) 527-3887 (outside of U.S.)  
**Product Class:** Polyisocyanurate Roof Insulation  
**Trade Name:** Paratherm Polyisocyanurate Insulation

## Section II - Ingredients

Ingredient	NTP/IRAC OSHA CARC.	Percent	ACGIH TLV		OSHA PEL
			ppm	mg/m <sup>3</sup>	
Polyisocyanurate Foam	No	10-90	N/A	N/A	N/A

## Section III - Physical Data

Boiling Point: N/A  
Freezing Point: N/A  
Corrosivity: N/A  
Evaporation Rate (Butyl Acetate = 1): N/A  
Vapor Density (Air = 1): N/A  
% Volatile by Volume: N/A  
Sp. Gr.: 0.03  
Solubility in H<sub>2</sub>O: Not soluble  
Vapor Pressure: N/A  
Physical State: Solid  
Odor and Appearance: Light tan foam plastic - no odor with cellulose/glass filler facings.

## Section IV - Fire and Explosion Data

Flammability: Yes X No    If yes, under which conditions: Can be ignited by open flame.  
Flashpoint (°C) and Method: N/A  
Autoignition Temperature (°C): Not available  
Lower Flammable Limit (% by Vol): N/A  
Upper Flammable Limit (% by Vol): N/A

Hazardous Combustion Products: Carbon monoxide, carbon dioxide.

## EXPLOSION DATA:

Sensitivity to impact: There is no evidence to show that this product is sensitive to physical shock.

Sensitivity to static discharge: There is no evidence to show that this product is sensitive to static discharge.

Extinguishing media: In case of fire, use dry chemicals, carbon dioxide, foam or water fog.

Special Fire Fighting Procedures: Fire fighters should wear self-contained breathing apparatus.

Unusual Fire and Explosion Hazards: Product will burn on exposure to open flame. Keep away from all open flames, welders' torches, etc.

## Section V - Health Hazard Data

Route of Entry: Skin Contact X

Skin Absorption   

Eye Contact X

Inhalation X

Ingestion   

Effects of acute exposure to product: Mechanical irritant to skin, eyes, and upper respiratory system (especially when material is fabricated).

Effects of chronic exposure: Possible allergic reactions to respiratory system and skin with repeated exposure to this product.

**Trade Name: Paratherm Polyisocyanurate Insulation**  
**Page Two**

Exposure Limits: N/A

Irritancy of Products: N/A

Sensitization to product: Possible respiratory and skin.

Carcinogenicity: No evidence

Teratogenicity: No evidence

Reproductive Toxicity: No evidence

Mutagenicity: No evidence

Synergistic products: None known

Tumorigenicity: No evidence

Emergency and First Aid Procedures:

SKIN: Wash with soap and water.

EYES: Flush with water for 15 minutes or until irritation ceases.

INHALATION: Remove affected person to fresh air.

Persons who develop symptoms of allergy, irritation, respiratory problems, or puffiness around the eyes should be examined by a physician. Respiratory symptoms and dermatitis associated with pre-existing medical conditions may be aggravated by exposure to this material.

### **Section VI - Reactivity Data**

Stability: Stable X Unstable \_\_\_\_\_

Conditions to Avoid: Sparks, flames and ignition sources.

Materials to Avoid: Strong acid or base may degrade product.

Hazardous Decomposition Products: Toxic smoke or vapors, such as carbon monoxide or carbon dioxide, may be released in a fire.

Hazardous Polymerization:

May occur \_\_\_\_\_ Will not occur X

### **Section VII - Spill or Leak Procedures**

Steps to be Taken in Case Material is Released or Spilled: Normal housekeeping

Waste Disposal Method: Dispose of in accordance with all local, state, and federal regulations.

### **Section VIII - Special Protection Information**

Respirator: OSHA approved respirator or dust mask, especially when cutting.

Ventilation: Sufficient ventilation (when cutting) to keep exposure to nuisance dust below 5 mg/m<sup>3</sup>.

Gloves: Protective

Eye Protection: Safety glasses or goggles, especially when cutting.

Clothing: Protective

Footwear: Protective

Other Protective Equipment: None

### **Section IX - Special Precautions**

Handling and Storage: No special equipment required. Protect from moisture.

Special Shipping Information: None

The information and recommendations contained herein are, to the best of Siplast's knowledge and belief, accurate and reliable as of the date issued. Siplast does not warrant or guarantee their accuracy or reliability, and should not be liable for any loss or damage arising out of the use thereof. User should satisfy himself that he has all current data relevant to his particular use.

1 dbl caly 10/2/14

effect on the performance of the product and the installation of roofing membranes. For example, hot asphalt applications can blister; torched modified bitumen may not properly bond; and adhesives for single ply membranes may not dry properly. Moisture accumulation may also significantly decrease wind uplift and vertical pull resistance in the system or assembly. DensDeck® Prime Roof Boards containing excessive free moisture content may need to be evaluated for structural stability to assure wind uplift performance.

#### Fire Resistance Classifications

DensDeck Prime Roof Boards are excellent fire barriers over combustible and noncombustible roof decks, including steel decks.

**UL 790 Classification** DensDeck Prime Roof Boards have been classified by Underwriters Laboratories LLC (UL) for use as a fire barrier over combustible and noncombustible decks in accordance with the ANSI/UL 790 test standard. The UL classification includes a comprehensive Class A, B or C rating. For additional information concerning the UL 790 classification, consult the UL Certification Directory.

**UL 1256 Classification** DensDeck Prime Roof Boards have also been classified by UL in roof deck constructions for internal (under deck) fire exposure in accordance with the ANSI/UL 1256 Steiner Tunnel test. For additional information concerning the UL 1256 classification, consult the UL Certification Directory.

**FM Class 1 Approvals** DensDeck Prime Roof Boards are included in numerous roofing assemblies with a Factory Mutual (FM) Class 1 fire rating. 1/4" (6.4 mm) DensDeck

Prime Roof Boards have passed testing under the FM Calorimeter Standard 4450 and have been approved by FM as such for insulated steel deck roofs when installed according to the conditions identified by FM. For more information concerning FM Approvals and FM Class 1 assemblies with DensDeck Prime Roof Boards, consult FM or RoofNav®.

**Type X** 5/8" (15.9 mm) DensDeck® Prime Fireguard® Roof Boards are manufactured to meet the "Type X" requirements of ASTM C1177 for increased fire resistance beyond regular gypsum board.

**UL Fire Resistance Ratings** 5/8" (15.9 mm) DensDeck Prime Fireguard Roof Boards are designated as **Type DD** by UL and included in assembly designs investigated by UL for hourly fire resistance ratings. 5/8" (15.9 mm) DensDeck Prime Fireguard Roof Boards may also replace any unclassified 5/8" (15.9 mm) gypsum board in an assembly in the UL Fire Resistance Directory under the prefix "P".

**Flame Spread and Smoke Developed.** When tested in accordance with ASTM E84, DensDeck Prime Roof Boards had Flame Spread 0, Smoke Developed 0.

#### Wind Uplift

DensDeck Prime Roof Boards are included in numerous assemblies evaluated by FM or other independent laboratories for wind uplift performance. For information concerning such assemblies, please visit [www.roofnav.com](http://www.roofnav.com).

#### Physical Properties

Properties	1/4" (6.4 mm)	1/2" (12.7 mm)	5/8" (15.9 mm)
Thickness, nominal	1/4" (6.4 mm) ± 1/16" (1.6 mm)	1/2" (12.7 mm) ± 1/32" (.8 mm)	5/8" (15.9 mm) ± 1/32" (.8 mm)
Width, standard	4' (1219 mm) ± 1/8" (3 mm)	4' (1219 mm) ± 1/8" (3 mm)	4' (1219 mm) ± 1/8" (3 mm)
Length, standard	4' (1219 mm) and 8' (2438 mm) ± 1/4" (6.4 mm)	4' (1219 mm) and 8' (2438 mm) ± 1/4" (6.4 mm)	4' (1219 mm) and 8' (2438 mm) ± 1/4" (6.4 mm)
Weight, nominal, lbs./sq. ft. (Kg/m²)	1.2 (5.9)	2.0 (9.8)	2.5 (12.2)
Surfacing	Fiberglass mat with non-asphaltic coating	Fiberglass mat with non-asphaltic coating	Fiberglass mat with non-asphaltic coating
Flexural Strength¹, parallel, lbf. min. (N)	≥ 40 (178)	≥ 80 (356)	≥ 100 (444)
Flute Spanability²	2-5/8" (66.7 mm)	5" (127 mm)	8" (203 mm)
Permeance³, perms (ng/Pa·S·m²)	>30 (>1710)	>23 (>1300)	>17 (>970)
R Value⁴, ft²·°F·hr/BTU (m²·K/W)	.28	.56	.67
Linear Variation with Change in Temp., in/in °F (mm/mm/°C)	8.5 x 10⁻⁶ (15.3 x 10⁻⁶)	8.5 x 10⁻⁶ (15.3 x 10⁻⁶)	8.5 x 10⁻⁶ (15.3 x 10⁻⁶)
Linear Variation with Change in Moisture	6.25 x 10⁻⁶	6.25 x 10⁻⁶	6.25 x 10⁻⁶
Water Absorption⁵, % max	<10	<10	<10
Compressive Strength⁶, psi nominal	900	900	900
Surface Water Absorption, grams, nominal	<2.0	<2.0	<2.0
Flame Spread, Smoke Developed (ASTM E84)	0/0	0/0	0/0
Bending Radius	4' (1219 mm)	6' (1829 mm)	8' (2438 mm)

1. Tested in accordance with ASTM C473 method B.

2. Tested in accordance with ASTM E661.

3. Tested in accordance with ASTM E96 (dry cup method).

4. Tested in accordance with ASTM C518 (heat flow meter).

5. Specified values per ASTM C1177.

6. Tested in accordance with ASTM C473.


**Georgia-Pacific**  
 Gypsum

U.S.A. Georgia-Pacific Gypsum LLC  
 Georgia-Pacific Gypsum II LLC  
 Canada Georgia-Pacific Canada LP

#### SALES INFORMATION AND ORDER PLACEMENT

U.S.A. West: 1-800-824-7503  
 Midwest: 1-800-876-4746  
 South Central: 1-800-231-6060  
 Southeast: 1-800-327-2344  
 Northeast: 1-800-947-4497

CANADA Canada Toll Free: 1-800-387-6823  
 Quebec Toll Free: 1-800-361-0486

#### TECHNICAL INFORMATION

U.S.A. and Canada: 1-800-225-6119, [www.gpgypsum.com](http://www.gpgypsum.com)

**TRADEMARKS** DENSDECK, FIREGUARD and the GEORGIA-PACIFIC logo are trademarks owned by or licensed to Georgia-Pacific Gypsum LLC. ROOFNAV is a registered mark of FM Global.

**WARRANTIES, REMEDIES AND TERMS OF SALE** For current warranty information for this product, please go to [www.gpgypsum.com](http://www.gpgypsum.com) and select the product for warranty information. All sales of this product by Georgia-Pacific are subject to our Terms of Sale available at [www.gpgypsum.com](http://www.gpgypsum.com).

**UPDATES AND CURRENT INFORMATION** The information in this document may change without notice. Visit our website at [www.gpgypsum.com](http://www.gpgypsum.com) for updates and current information.

**CAUTION** For product fire, safety and use information, go to [www.buildgp.com/safetyinfo](http://www.buildgp.com/safetyinfo) or call 1-800-225-6119.

**FIRE SAFETY CAUTION** Passing a fire test in a controlled laboratory setting and/or certifying or labeling a product as having a one-hour, two-hour, or any other fire resistance or protection rating and, therefore, as acceptable for use in certain fire rated assemblies/systems, does not mean that either a particular assembly/system incorporating the product, or any given piece of the product itself, will necessarily provide one-hour fire resistance, two-hour fire resistance, or any other specified fire resistance or protection in an actual fire. In the event of an actual fire, you should immediately take any and all actions necessary for your safety and the safety of others without regard for any fire rating of any product or assembly/system.



effect on the performance of the product and the installation of roofing membranes. For example, hot asphalt applications can blister; torched modified bitumen may not properly bond; and adhesives for single ply membranes may not dry properly. Moisture accumulation may also significantly decrease wind uplift and vertical pull resistance in the system or assembly. DensDeck® Prime Roof Boards containing excessive free moisture content may need to be evaluated for structural stability to assure wind uplift performance.

#### Fire Resistance Classifications

DensDeck Prime Roof Boards are excellent fire barriers over combustible and noncombustible roof decks, including steel decks.

**UL 790 Classification.** DensDeck Prime Roof Boards have been classified by Underwriters Laboratories LLC (UL) for use as a fire barrier over combustible and noncombustible decks in accordance with the ANSI/UL 790 test standard. The UL classification includes a comprehensive Class A, B or C rating. For additional information concerning the UL 790 classification, consult the UL Certification Directory.

**UL 1256 Classification.** DensDeck Prime Roof Boards have also been classified by UL in roof deck constructions for internal (under deck) fire exposure in accordance with the ANSI/UL 1256 Steiner Tunnel test. For additional information concerning the UL 1256 classification, consult the UL Certification Directory.

**FM Class 1 Approvals.** DensDeck Prime Roof Boards are included in numerous roofing assemblies with a Factory Mutual (FM) Class 1 fire rating. 1/4" (6.4 mm) DensDeck

Prime Roof Boards have passed testing under the FM Calorimeter Standard 4450 and have been approved by FM as such for insulated steel deck roofs when installed according to the conditions identified by FM. For more information concerning FM Approvals and FM Class 1 assemblies with DensDeck Prime Roof Boards, consult FM or RoofNav®.

**Type X.** 5/8" (15.9 mm) DensDeck® Prime Fireguard® Roof Boards are manufactured to meet the "Type X" requirements of ASTM C1177 for increased fire resistance beyond regular gypsum board.

**UL Fire Resistance Ratings.** 5/8" (15.9 mm) DensDeck Prime Fireguard Roof Boards are designated as **Type DD** by UL and included in assembly designs investigated by UL for hourly fire resistance ratings. 5/8" (15.9 mm) DensDeck Prime Fireguard Roof Boards may also replace any unclassified 5/8" (15.9 mm) gypsum board in an assembly in the UL Fire Resistance Directory under the prefix "P".

**Flame Spread and Smoke Developed.** When tested in accordance with ASTM E84, DensDeck Prime Roof Boards had Flame Spread 0, Smoke Developed 0.

#### Wind Uplift

DensDeck Prime Roof Boards are included in numerous assemblies evaluated by FM or other independent laboratories for wind uplift performance. For information concerning such assemblies, please visit [www.roofnav.com](http://www.roofnav.com).

#### Physical Properties

Properties	1/4" (6.4 mm)	1/2" (12.7mm)	5/8" (15.9 mm)
Thickness, nominal	1/4" (6.4 mm) ± 1/16" (1.6 mm)	1/2" (12.7 mm) ± 1/32" (.8 mm)	5/8" (15.9 mm) ± 1/32" (.8 mm)
Width, standard	4' (1219 mm) ± 1/8" (3 mm)	4' (1219 mm) ± 1/8" (3 mm)	4' (1219 mm) ± 1/8" (3 mm)
Length, standard	4' (1219 mm) and 8' (2438 mm) ± 1/4" (6.4 mm)	4' (1219 mm) and 8' (2438 mm) ± 1/4" (6.4 mm)	4' (1219 mm) and 8' (2438 mm) ± 1/4" (6.4 mm)
Weight, nominal, lbs./sq. ft. (Kg/m²)	1.2 (5.9)	2.0 (9.8)	2.5 (12.2)
Surfacing	Fiberglass mat with non-asphaltic coating	Fiberglass mat with non-asphaltic coating	Fiberglass mat with non-asphaltic coating
Flexural Strength¹, parallel, lbf min. (N)	≥ 40 (178)	≥ 80 (356)	≥ 100 (444)
Flute Spanability²	2'-5/8" (66.7 mm)	5" (127 mm)	8" (203 mm)
Permeance³, perms (ng/Pa·S·m²)	>30 (>1710)	>23 (>1300)	>17 (>970)
R Value⁴, ft²·°F·hr/BTU (m²·K/W)	.28	.56	.67
Linear Variation with Change in Temp., in/in °F (mm/mm/°C)	8.5 x 10⁻⁶ (15.3 x 10⁻⁶)	8.5 x 10⁻⁶ (15.3 x 10⁻⁶)	8.5 x 10⁻⁶ (15.3 x 10⁻⁶)
Linear Variation with Change in Moisture	6.25 x 10⁻⁶	6.25 x 10⁻⁶	6.25 x 10⁻⁶
Water Absorption⁵, % max	<10	<10	<10
Compressive Strength⁶, psi nominal	900	900	900
Surface Water Absorption, grams, nominal	<2.0	<2.0	<2.0
Flame Spread, Smoke Developed (ASTM E84)	0/0	0/0	0/0
Bending Radius	4' (1219 mm)	6' (1829 mm)	8' (2438 mm)

1. Tested in accordance with ASTM C473 method B.

2. Tested in accordance with ASTM E661.

3. Tested in accordance with ASTM E96 (dry cup method).

4. Tested in accordance with ASTM C518 (heat flow meter).

5. Specified values per ASTM C1177.

6. Tested in accordance with ASTM C473.



U.S.A. Georgia-Pacific Gypsum LLC  
 Georgia-Pacific Gypsum II LLC  
 Canada Georgia-Pacific Canada LP

#### SALES INFORMATION AND ORDER PLACEMENT

U.S.A. West: 1-800-824-7503  
 Midwest: 1-800-876-4746  
 South Central: 1-800-231-6060  
 Southeast: 1-800-327-2344  
 Northeast: 1-800-947-4497

CANADA Canada Toll Free: 1-800-387-6823  
 Quebec Toll Free: 1-800-361-0486

#### TECHNICAL INFORMATION

U.S.A. and Canada: 1-800-225-6119, [www.gpgypsum.com](http://www.gpgypsum.com)

**TRADEMARKS** DENSDECK, FIREGUARD and the GEORGIA-PACIFIC logo are trademarks owned by or licensed to Georgia-Pacific Gypsum LLC. ROOFNAV is a registered mark of FM Global.

**WARRANTIES, REMEDIES AND TERMS OF SALE** For current warranty information for this product, please go to [www.gpgypsum.com](http://www.gpgypsum.com) and select the product for warranty information. All sales of this product by Georgia-Pacific are subject to our Terms of Sale available at [www.gpgypsum.com](http://www.gpgypsum.com).

**UPDATES AND CURRENT INFORMATION** The information in this document may change without notice. Visit our website at [www.gpgypsum.com](http://www.gpgypsum.com) for updates and current information.

**CAUTION** For product fire, safety and use information, go to [www.buildgp.com/safetyinfo](http://www.buildgp.com/safetyinfo) or call 1-800-225-6119.

**FIRE SAFETY CAUTION** Passing a fire test in a controlled laboratory setting and/or certifying or labeling a product as having a one-hour, two-hour, or any other fire resistance or protection rating and, therefore, as acceptable for use in certain fire rated assemblies/systems, does not mean that either a particular assembly/system incorporating the product, or any given piece of the product itself, will necessarily provide one-hour fire resistance, two-hour fire resistance, or any other specified fire resistance or protection in an actual fire. In the event of an actual fire, you should immediately take any and all actions necessary for your safety and the safety of others without regard for any fire rating of any product or assembly/system.



**Manufacturer**

Georgia-Pacific Gypsum Georgia-Pacific Canada  
133 Peachtree Street 2180 Meadowvale Boulevard, Suite 200  
Atlanta, GA 30303 Mississauga, ON L5N 5S3  
Technical Service Hotline: 1-800-225-6119

**Description**

**DensDeck® Prime Roof Board** has been enhanced to provide a broader compatibility and higher performance with roofing adhesives. Face mat enhancements allow adhesives to be applied more uniformly and consistently. In adhered, single ply membrane testing, enhanced DensDeck Prime demonstrated an average of 24% better bond than the original products, when using solvent based adhesives. (Average based on 60 sq ft./gal coverage rates.)\* Choose DensDeck Prime Roof Boards for adhered and self-adhered "peel & stick" roofing systems, as well as hot mopped, cold mastic and torch-applied modified bitumen roofs. Enhanced DensDeck Prime Roof Boards create a stronger and more economical installation by reducing the amounts of mastic or adhesive used and potentially eliminates the field primer. Consult with membrane manufacturer for actual priming requirements.

DensDeck Prime Roof Boards are the first and only fiberglass mat gypsum roof boards with a 90-day weather exposure limited warranty when applied vertically on a parapet wall.\*\* (Limited to 1/2" and 5/8" products only.)

**Primary Uses**

Roof system manufacturers and designers have found DensDeck Prime Roof Board to be compatible with many types of roofing systems, including: modified asphalt, single-ply, metal systems, recover board, as well as an overlayment for polyisocyanurate and polystyrene insulation. DensDeck Prime Roof Board can also be used as a form board for poured gypsum concrete deck in roof applications as well as a substrate for spray foam roofing systems. 1/2" (12.7 mm) and 5/8" (15.9 mm) DensDeck Prime Roof Board may also be used in vertical applications as a backer board or liner for the roof side of parapet walls.

DensDeck Prime Roof Board may allow the bonding of cold mastic modified bitumen and torching directly to the surface. *Consult with the system manufacturer for recommendations on this application.*

DensDeck Prime Roof Board is the preferred substrate for vapor retarders.

**Standards and Code Approvals**

DensDeck Prime Roof Boards are manufactured to meet ASTM C1177 and have the following approvals:

- Florida Product Approved
- Miami-Dade County Product Control Approved

**Recommendations and Limitations**

DensDeck Prime Roof Boards are manufactured to act with a properly designed roof system following good roofing practices. The actual use of DensDeck Prime Roof Board as a roofing component in any system or assembly is the responsibility of the roofing system's design authority. Consult with the appropriate system manufacturer and/or design authority for system and assembly specifications and instructions on applying other products to DensDeck Prime Roof Board. Georgia-Pacific does not warrant and is not responsible for any systems or assemblies utilizing DensDeck Prime Roof Board or any component in such systems or assemblies other than DensDeck Prime Roof Board.

The need for a separator sheet between the DensDeck Prime Roof Board and the roofing membrane must be determined by the roof membrane manufacturer or roofing system designer.

\* Testing was done in accordance with FM approvals 4470, Appendix C: Small Scale Tests, Membrane Delamination Tests for Roofing Membranes and Substrates Using Tensile Loading.

\*\* For complete warranty details, visit [www.DensDeck.com](http://www.DensDeck.com). (Limited to 1/2" and 5/8" products only.)

Confirm any priming requirements with the membrane manufacturer. When applying solvent-based adhesives or primers, allow sufficient time for the solvent to flash off to avoid damage to roofing components.

DensDeck Prime Roof Boards should not be subjected to abnormal or excessive loads or foot traffic, such as, but not limited to, use on plaza decks or under steel-wheeled equipment that may fracture or damage the panels. Provide suitable roofing system protection when required.

When using DensDeck Prime Roof Boards for hot-mopped applications, Georgia-Pacific recommends maximum asphalt application temperatures for Type III asphalt of 425°F (218°C) to 450°F (232°C). Application temperatures above these recommended temperatures may adversely affect roof system performance. For application temperatures in excess of 450°F (232°C) and for mopping of type IV asphalt, ribbon or spot mopping or the installation of a perforated base sheet are recommended methods of bonding asphalt in lieu of full mopping. Consult and follow the roofing system manufacturer's specifications for full mopping applications and temperature requirements.

When using DensDeck Prime Roof Board as a substrate for torch applications, ensure that the product is dry and that the proper torching technique is used. Limit the heat to the DensDeck Prime Roof Board. Maintain a majority of the torch flame directly on the roll.

Conditions beyond the control of Georgia-Pacific, such as weather conditions, dew, leaks, application temperatures and techniques may cause adverse effects with roofing systems.

**Handling and Use—CAUTION**

This product contains fiberglass facings which may cause skin irritation. Dust and fibers produced during the handling and installation of the product may cause skin, eye and respiratory tract irritation. Avoid breathing dust and minimize contact with skin and eyes. Wear long sleeve shirts, long pants and eye protection. Always maintain adequate ventilation. Use a dust mask or NIOSH/MSHA approved respirator as appropriate in dusty or poorly ventilated areas.

**Moisture Management**

**DensDeck Prime Roof Boards, like other components used in roofing systems, must be protected from exposure to moisture before, during and after installation.**

Remove the plastic packaging from all DensDeck Prime Roof Board immediately upon receipt of delivery. Failure to remove the plastic packaging may result in entrapment of condensation or moisture. DensDeck Prime Roof Board stored outside must be stored level and off the ground and protected by a breathable waterproof covering. Provide means for air circulation around and under stored bundles of DensDeck Prime Roof Board. DensDeck Prime Roof Board must be covered the same day as installed.

Avoid application of DensDeck Prime Roof Boards during rain, heavy fog and any other conditions that may deposit moisture on the surface, and avoid the overuse of non-vented, direct-fired heaters during winter months. When roofing systems are installed on new poured concrete or light weight concrete decks or when re-roofing over an existing concrete deck, a vapor barrier should be installed above the concrete to retard the migration of water from the concrete into the roof assembly. Always consult the roofing system manufacturer or design authority for specific instructions for applying other products to DensDeck Prime Roof Boards.

Moisture vapor movement by convection must be eliminated, and the flow of water by gravity through imperfections in the roof system must be controlled. After a leak has occurred, no condensation on the upper surface of the system should be tolerated, and the water introduced by the leak must be dissipated to the building interior in a minimum amount of time.

Although DensDeck Prime Roof Boards are engineered with fiberglass facings and high density gypsum cores, the presence of free moisture can have a detrimental

**Submittal Approvals**

Job Name \_\_\_\_\_

Contractor \_\_\_\_\_

Date \_\_\_\_\_

continued →

Stamps / Signatures

# MATERIAL SAFETY DATA SHEET

Jabl bes 10/7/14

## 1. Product and Company Identification

**Material name** Glass Mat Faced Gypsum Panels  
**Product use** Products accommodate a wide range of wall, floor, ceiling and roof applications  
**Product list** See Product List found in Section 16  
**Manufacturer information** Georgia-Pacific Gypsum LLC  
Georgia-Pacific Gypsum II LLC  
133 Peachtree Street, NE  
Atlanta, GA 3030  
MSDS Request 404.652.5119  
Technical Information 800.225.6119  
Chemtrec - Emergency 800.424.9300

## 2. Hazards Identification

**Emergency overview** CAUTION!  
Cutting, sanding, or otherwise working with this product may generate large amounts of dust. Dust can be irritating to the eyes, skin, and respiratory system.

**Potential health effects**

**Eyes** Dust may cause eye irritation. Symptoms may include discomfort or pain, excess blinking and tear production, with possible redness and swelling.

**Skin** Dust and glass fibers may produce itching, rash, and redness. Handling can cause dry skin.

**Inhalation** Dust may cause respiratory tract irritation.

**Ingestion** Not applicable under normal conditions of use. May result in obstruction and temporary irritation of the digestive tract.

## 3. Composition / Information on Ingredients

Components	CAS #	Percent/Wt
GYPSUM (CALCIUM SULFATE, DIHYDRATE)	10101-41-4	60 - 100
VERMICULITE (NON-ASBESTOS CONTAINING)**	1318-00-9	3 - 7
CRYSTALLINE SILICA (QUARTZ)*	14808-60-7	1 - 5
CONTINUOUS FILAMENT GLASS FIBER	65997-17-3	1 - 5

**Composition comments** \*\* Found in products in List B, Section 16 of this MSDS.

Gypsum (calcium sulfate, dihydrate) and vermiculite contain naturally occurring crystalline silica (quartz) which is listed as a lung carcinogen. See Section 8 for exposure information.

\*The weight percent for crystalline silica represents total crystalline silica and not the respirable fraction. Testing conducted by Georgia-Pacific did not detect respirable crystalline silica during activities associated with the normal use of this product, however, jobsite air monitoring should be conducted to determine actual exposure when permissible exposure limits may be exceeded.

## 4. First Aid Measures

**First aid procedures**

**Eye contact** Immediately flush eyes with plenty of water for at least 15 minutes. Get medical attention if irritation develops or persists.

**Skin contact** For skin contact, wash immediately with soap and water. Get medical attention if irritation develops or persists.

**Inhalation** Remove to fresh air. If symptoms persist, obtain medical attention.

**Ingestion** May result in obstruction and irritation if ingested. Get medical attention.

## 5. Fire Fighting Measures

**Flammable properties** Not flammable by OSHA/WHMIS criteria.

**Extinguishing media****Suitable extinguishing media**

Use extinguishing measures that are appropriate to local circumstances and the surrounding environment.

**Fire fighting equipment/instructions**

Firefighters should wear full protective clothing including self contained breathing apparatus.

**Explosion data****Sensitivity to static discharge**

Not applicable.

**Sensitivity to mechanical impact**

Not applicable.

**Hazardous combustion products**

May include, and are not limited to: calcium oxide and sulfur dioxide.

**6. Accidental Release Measures****Personal precautions**

Use personal protection recommended in Section 8. Keep unnecessary personnel away from the release.

**Environmental precautions**

Keep out of drains, sewers, ditches, and waterways.

**Methods for containment**

Pick up large pieces, then place in a suitable container. Minimize dust generation.

**Methods for cleaning up**

Sweep up or gather material and place in an appropriate container for disposal. Utilize wet methods, if appropriate, to minimize dust.

**7. Handling and Storage****Handling**

Avoid contact with skin and eyes. Do not breathe dust. Use only in well-ventilated areas. Handle and open container with care. Wear appropriate NIOSH approved dust mask or filtering facepiece if dust is generated. Do not eat or drink while using the product. Wash hands before eating, drinking, or smoking.

**Storage**

Store level and keep dry. Dewpoint or other conditions causing the presence of moisture can damage the product during storage.

**8. Exposure Controls / Personal Protection****Occupational exposure limits****ACGIH****Components****Type****Value****Form**

CRYSTALLINE SILICA (QUARTZ)\* (CAS 14808-60-7)

TWA

0.025 mg/m3

(Respirable fraction)

GYPSUM (CALCIUM SULFATE, DIHYDRATE) (CAS 10101-41-4)

TWA

10 mg/m3

(Inhalable fraction)

**U.S. - OSHA****Components****Type****Value****Form**

GYPSUM (CALCIUM SULFATE, DIHYDRATE) (CAS 10101-41-4)

TWA

5 mg/m3

(Respirable fraction)

15 mg/m3

(Total dust)

**US OSHA Table Z-3: Calculated Time Weighted Average (TWA) (mg/m3)****Components****Type****Value****Form**

CRYSTALLINE SILICA (QUARTZ)\* (CAS 14808-60-7)

TWA

10 mg/m3

Total dust.

**US OSHA Table Z-3: Calculated Time Weighted Average (TWA) (Non-standard unit)****Components****Type****Value****Form**

CRYSTALLINE SILICA (QUARTZ)\* (CAS 14808-60-7)

TWA

3.3 mg/m3

(Respirable fraction)

<b>Exposure guidelines</b>	<p>*Exposure limits for CRYSTALLINE SILICA - The US OSHA exposure limits 8 hour TWA for CRYSTALLINE SILICA (QUARTZ) are calculated from the following equations: <math>30/(\%SiO_2+2)</math> mg/m<sup>3</sup> for total dust; and <math>10/(\%SiO_2+2)</math> mg/m<sup>3</sup> for the respirable fraction.</p> <p>*The weight percent for crystalline silica represents total crystalline silica and not the respirable fraction. Testing conducted by Georgia-Pacific did not detect respirable crystalline silica during activities associated with the normal use of this product; however, jobsite air monitoring should be conducted to determine actual exposure when permissible exposure limits may be exceeded.</p>
<b>Engineering controls</b>	Score and snap method recommended. When using product, provide local and general exhaust ventilation to keep airborne dust concentrations below exposure limits. Use wet methods, if appropriate, to reduce the generation of dust.
<b>Personal protective equipment</b>	
<b>Eye / face protection</b>	Safety glasses or goggles are recommended when using this product. Ensure compliance with OSHA's PPE standard (29 CFR 1910.132 and .133) for eye and face protection. Safety shower/eye wash fountain is recommended in the workplace area (29 CFR 1910.151(c)).
<b>Skin protection</b>	Impervious protective clothing and gloves recommended to prevent drying or irritation of skin. Ensure compliance with OSHA's PPE standards (29 CFR 1910.132 (general) and 138 (hand protection)). Safety shower/eye wash fountain is recommended in the workplace area (29 CFR 1910.151 (c)).
<b>Respiratory protection</b>	A NIOSH approved dust mask or filtering facepiece is recommended in poorly ventilated areas or when permissible exposure limits may be exceeded. Respirators should be selected by and used under the direction of a trained health and safety professional following requirements found in OSHA's respirator standard (29 CFR 1910.134) and ANSI's standard for respiratory protection (Z88.2).

## 9. Physical & Chemical Properties

<b>Appearance</b>	Gypsum boards
<b>Color</b>	Facing color varies
<b>Form</b>	Solid
<b>Odor</b>	Low odor
<b>Odor threshold</b>	Not available.
<b>pH</b>	6 - 8
<b>Melting point</b>	Not available.
<b>Boiling point</b>	Not applicable
<b>Flash point</b>	Not applicable
<b>Evaporation rate</b>	Not applicable
<b>Flammability</b>	Not flammable
<b>Flammability limits in air, upper, % by volume</b>	Not applicable
<b>Flammability limits in air, lower, % by volume</b>	Not applicable
<b>Vapor pressure</b>	Not applicable
<b>Vapor density</b>	Not applicable
<b>Specific gravity</b>	2.2 - 2.4
<b>Partition coefficient (n-octanol/water)</b>	Not available.
<b>Solubility (water)</b>	0.2 % @ 22°C
<b>Auto-ignition temperature</b>	Not applicable

## 10. Chemical Stability & Reactivity Information

<b>Chemical stability</b>	Stable at normal conditions.
<b>Conditions of reactivity</b>	Contact with strong acids produces carbon dioxide.
<b>Incompatible materials</b>	Acids.
<b>Hazardous decomposition products</b>	May include and are not limited to: calcium oxide and sulfur dioxide.

## 11. Toxicological Information

**Routes of exposure** Skin contact. Eye contact. Inhalation.

**Toxicological information** No toxicological data available for this product. Toxicological information for components of this product is listed below.

### Toxicological Information (Ingredients)

#### GYPSUM (CALCIUM SULFATE, DIHYDRATE) (CAS # 10101-41-4)

Toxicology Data - Selected LD50s and LC50s

Oral LD50 Mouse: 5824 mg/kg

Oral LD50 Rat: 3000 mg/kg

**Sensitization** Not expected to be hazardous by OSHA/WHMIS criteria.

**Chronic effects** Not expected to be hazardous by OSHA/WHMIS criteria.

**Carcinogenicity** Not expected to be hazardous by OSHA/WHMIS criteria.

Exposure to respirable crystalline silica in the form of quartz or cristobalite from occupational sources is listed by IARC and NTP as a lung carcinogen. Prolonged exposure to respirable crystalline silica has been known to cause silicosis, a lung disease, which may be disabling. While there may be a factor of individual susceptibility to a given exposure to a respirable silica dust, the risk of contracting silicosis and the severity of the disease is clearly related to the amount of respirable crystalline silica exposure and the length of time (usually years) of exposure.

#### ACGIH Carcinogens

CRYSTALLINE SILICA (QUARTZ)\* (CAS 14808-60-7) US ACGIH Threshold Limit Values: A2 carcinogen

#### IARC Monographs. Overall Evaluation of Carcinogenicity

CRYSTALLINE SILICA (QUARTZ)\* (CAS 14808-60-7) IARC Monographs: Overall evaluation 1 Volume 68, Volume 100C

**Mutagenicity** Not expected to be hazardous by OSHA/WHMIS criteria.

**Reproductive effects** Not expected to be hazardous by OSHA/WHMIS criteria.

**Teratogenicity** Not expected to be hazardous by OSHA/WHMIS criteria.

**Synergistic materials** Not available.

## 12. Ecological Information

**Ecotoxicity** Not considered to be harmful to aquatic life.

### Ecotoxicological data

Components	Species	Test Results
GYPSUM (CALCIUM SULFATE, DIHYDRATE) (CAS 10101-41-4)		
Fish	LC50	Fish
		2980 mg/l, 96 Hours

## 13. Disposal Considerations

**Disposal instructions** Under RCRA, it is the responsibility of the user of the product to determine, at the time of disposal, whether the product meets RCRA criteria for hazardous waste.

## 14. Transport Information

### DOT

Not regulated as dangerous goods.

### TDG

Not regulated as dangerous goods.

## 15. Regulatory Information

### Superfund Amendments and Reauthorization Act of 1986 (SARA)

**Hazard categories** Immediate Hazard - Yes  
Delayed Hazard - No  
Fire Hazard - No  
Pressure Hazard - No  
Reactivity Hazard - No

**Section 302 extremely hazardous substance** No

**Section 311 hazardous chemical** Yes

**Section 313 hazardous chemical** No

**Canadian regulations****Canada WHMIS Ingredient Disclosure: Threshold limits**

CRYSTALLINE SILICA (QUARTZ)\* (CAS 14808-60-7) 1 %

WHMIS status Controlled

**Inventory status**

Country(s) or region	Inventory name	On inventory (yes/no)*
Canada	Domestic Substances List (DSL)	Yes
Canada	Non-Domestic Substances List (NDSL)	No
United States & Puerto Rico	Toxic Substances Control Act (TSCA) Inventory	Yes

\*A "Yes" indicates that all components of this product comply with the inventory requirements administered by the governing country(s)

**16. Other Information****Product list****Product List A**

DensArmor Plus® High Performance Interior Panel  
DensArmor Plus® Fireguard® Abuse-Resistant Panels  
DensArmor Plus® Fireguard® Impact-Resistant Panels  
DensArmor Plus® Fireguard® Interior Panels  
DensDeck® DuraGuard Roof Board  
DensDeck® Prime Roof Board  
DensDeck® Roof Board  
DensDeck® DuraGuard Fireguard® Roof Board  
DensDeck® Prime Fireguard® Roof Board  
DensDeck® Fireguard® Roof Board  
DensGlass® Fireguard® Sheathing  
DensGlass® Shaftliner  
DensGlass® Sheathing  
DensShield® Fireguard® Tile Backer  
DensShield® Tile Backer  
Fire-Rated GreenGlass® Prime Roof Board  
Fire-Rated GreenGlass® Sheathing  
Fire-Rated GreenGlass® Tile Backer  
Fire-Rated GreenGlass® Roof Board  
Fire-Rated GreenGlass® Interior Panels  
GreenGlass® Prime Roof Board  
GreenGlass® Roof Board  
GreenGlass® Sheathing  
GreenGlass® Tile Backer  
GreenGlass® Interior Panels

**Product List B**

DensArmor Plus® Fireguard C® High-Performance  
Interior Panels  
GreenGlass® Shaftliner

**HMIS® ratings**

Health: 1  
Flammability: 0  
Physical hazard: 0

**NFPA ratings**

Health: 1  
Flammability: 0  
Instability: 0

**Disclaimer**

The information and data herein are believed to be accurate and have been compiled from sources believed to be reliable. It is offered for your consideration, investigation and verification. Buyer assumes all risk of use, storage and handling of the product in compliance with applicable federal, state and local laws and regulations. Georgia-Pacific and its subsidiaries make no warranty of any kind, expressed or implied, concerning the accuracy or completeness of the information and data herein. The implied warranties of merchantability and fitness for a particular purpose are specifically excluded. Georgia-Pacific and its subsidiaries will not be liable for claims relating to any party's use of or reliance on information and data contained herein regardless of whether it is claimed that the information and data are inaccurate, incomplete or otherwise misleading.

**Prepared by**

Georgia-Pacific LLC  
404.652.5119

Job Log 10/7/14

**Henry**  
COMPANY

**BAKOR**

TECHNICAL DATA SHEET

**Blueskin® SA**

**Self-Adhesive Air/Vapour Barrier Membrane**

### Physical Properties

-Colour	Blue	-Low Temperature Flexibility @ -30°C	Pass
-Thickness	1.0 mm (40 mils)	(CGSB 37-GP-56M)	
-Application Temp	Minimum + 5°C	-Water Vapour Transmission	49 ng/Pa.s.m <sup>2</sup>
-Service Temp	Minus 40°C to 70°C	(ASTM E96) water method	0.86 perms
-Elongation	200% minimum	(ASTM E96) desiccant method	2 ng/Pa.s.m <sup>2</sup>
(ASTM D412-modified)			0.03 perms
-Tensile Strength	3.4 MPa minimum	-Lap Peel Strength @ 4°C (39.2°F)	> 4378.4 N/m
(Membrane)		(ASTM D903 180° bend)	(25.0 lbf/in)
(ASTM D412- modified)		-Moisture absorption	0.2%
-Tensile Strength (Film)	40 MPa minimum	(ASTM D570)	
(ASTM D882)		-Air Leakage @ 75 Pa	0.003 L/s.m <sup>2</sup>
-Minimum Puncture	178 N	(ASTM E283-91)	
Resistance – Membrane		-Air Leakage After 3000 Pa Test	No change
(ASTM E154)		(ASTM E330-90)	
-Watertightness	Pass	-Assembly Air Leakage @ 75 Pa	0.005 L/s.m <sup>2</sup>
(CAN/CGSB-37.58-M86)		(ASTM E-2357)	
-Nail Sealability	Pass		
(ASTM D1970)			

### Packaging

-Thickness	1.0 mm (40 mils)	-Gross Coverages	
-Roll length	22.86 m (75 ft.)	914 mm (36")	20.9 m <sup>2</sup> (225 ft <sup>2</sup> )
-Roll width	1219 mm (48")	457 mm (18")	10.5 m <sup>2</sup> (112.5 ft <sup>2</sup> )
	914 mm (36"), 457 mm (18")	-Net Coverages*	
	300 mm (12"), 225 mm (9")	914 mm (36")	19.7 m <sup>2</sup> (212 ft <sup>2</sup> )
-Top Surface	150 mm (6"), 100 mm (4")	457 mm (18")	9.3 m <sup>2</sup> (100 ft <sup>2</sup> )
	Blue film		
-Bottom Surface	Siliconized Release Film		

\*Based on 50 mm (2") laps both sides and end.

### Description

**Blueskin® SA** is a self-adhering membrane consisting of an SBS rubberized asphalt compound which is integrally laminated to a blue engineered thermoplastic film. **Blueskin® SA** is specifically designed to be self-adhered to a prepared substrate, providing an air/vapour/water barrier.

### Features

- SBS modified membrane, flexible at low temperatures
- Impermeable to air, moisture vapour and water
- Assemblies of Blueskin SA, primer and sealant meet ASTM E-2357 air barrier performance standard
- Thickness controlled at point of manufacture
- Excellent adhesion to prepared substrates of concrete, concrete block, primed steel, aluminum mill finish, anodized aluminum, galvanized metal, gypsum board and plywood
- Excellent compatibility with most Bakor adhesives and liquid air barrier membranes
- Self-gasketing when penetrated and under compression with self-tapping screws

Henry Company Canada, 15 Wallsend Drive, Scarborough, ON M1E 3X6  
Tel: 800-486-1278 Email: techservices@henry.com

[www.bakor.com](http://www.bakor.com)

REV: 03/20/13



## **Blueskin® SA Self-Adhesive Air/Vapour Barrier Membrane**

---

### **Storage**

Store rolls on end, on original pallets or elevated platform. Protect from weather or store in an enclosed area not subject to heat over 40°C or -10°C. Double stacked pallets are not recommended. If double stacking is necessary, use a plywood sheet to distribute the load.

### **Limitations**

Not designed for permanent exposure. Good practice calls for covering as soon as possible. Not to be used in direct contact with flexible PVC/vinyl membranes or gaskets. Some sealants may discolor if in contact with the asphalt compound or may soften the asphalt compound. Contact sealant manufacturer for more information.

### **Uses**

**Blueskin® SA** is designed for use as a self-adhered sheet air and vapour barrier. Its principal application is on walls of either masonry, concrete or gypsum board. It can also be used as a transition sheet in conjunction with **Bakor Liquid Membranes** where greater movement is anticipated, due to its high strength. **Blueskin® SA** is also used for tying into metal on curtain walls, windows and door frames.

### **Preparation**

Acceptable substrates are precast concrete, cast-in place concrete, concrete block, primed steel, aluminum mill finish, anodized aluminum, galvanized metal, gypsum board including DensGlass Gold®.

All surfaces to receive **Blueskin® SA** must be clean of oil, dust and excess mortar. Strike masonry joints flush. Concrete surfaces must be smooth and without large voids, spalled areas or sharp protrusions. Concrete must be cured a minimum of 14 days and must be dry before **Blueskin® SA** is applied. Where curing compounds are used they must be clear resin based, without oil, wax or pigments. For best adhesion on Oriented Strand Board (OSB), install **Blueskin® SA** on smooth of OSB panel.

All surfaces to receive **Blueskin® SA** must be primed with **Blueskin® Primer**, applied by lambs wool roller, brush or spray equipment at the rate of 1 litre per 2-6 m<sup>2</sup> depending on porosity and texture of surface and allowed to dry for 30 minutes before **Blueskin® SA** is applied. Ensure that all primed surfaces receive **Blueskin® SA** in the same day. Alternatively, prime with **Aquatac™**. Allow to dry to a tacky film.

### **Application**

Refer to **Blueskin® SA** Guide Specification for detailed application information. Material should be conditioned at room temperature for ease of application.

**Blueskin® SA** must be lapped a minimum of 50 mm on both sides and end laps. Position **Blueskin® SA** for alignment, remove protective film and press firmly in place. When **Blueskin® SA** is entirely in place, roll membrane including seams with a counter top roller to ensure full contact. When using **Blueskin® SA** with brick ties, position **Blueskin® SA**, press in place and cut for ties or projections. Seal around any openings and at leading edge at the end of the day's work with **Air-Bloc 21**, **Air-Bloc 21 FR**, **Bakor 230-21**, **POLYBITUME® 570-05** or **HE925 BES Sealant**. **Blueskin® SA** applied to the underside of the substrate (i.e. ceilings) requires mechanical fastening through wood or galvanized metal strapping or have insulation mechanically fastened. Fastening must take place immediately after installation of **Blueskin® SA**. Space strapping on 450 mm centres, running perpendicular to the side laps.

Detail work must be carefully carried out to ensure continuous air tightness of **Blueskin® SA**. It is recommended that mechanical attachment be made to all window and door frames, or a properly designed sealant joint be provided.

**Insulation Application over Membrane**

---

The use of mechanical fasteners through **Blueskin® SA** along changes in plane, such as inside corners, may be required by some insulation manufacturers. Consult insulation manufacturer prior to installation of insulation.

**Insulation Clips:** Insulation clips should be mechanically fastened through **Blueskin® SA** into the substrate with a self-tapping screw. Apply number of insulation clips as recommended by the insulation manufacturer.

**Insulation Adhesive:** **Bakor 230-21 Rigid Insulation Adhesive** should be applied to insulation boards in a serpentine pattern to restrict movement of air behind the insulation. Alternatively, a full coat notched trowel application of **Bakor 230-21 Rigid Insulation Adhesive** may be applied to the back of the board. Press insulation firmly in place. **Air-Bloc 21** or **Air-Bloc 21 FR** are also acceptable as adhesives.

**Fabricant**

**HENRY COMPANY**

909 N. Sepulveda Blvd., Suite 650

El Segundo, CA 90245-2724

**Pour renseignements : Services techniques**

**Numéro de téléphone : (800) 486-1278**

**Site Web : [www.henry.com](http://www.henry.com) [www.bakor.com](http://www.bakor.com)**

**En cas d'urgence (déversement, fuite, feu, explosion) :**

**Composer le numéro suivant :**

**Au Canada, CANUTEC : 613-996-6666**

**Aux États-Unis, CHEMTREC : (800) 424-9300**

**Date de publication : le 10 février 2014**

**Nom du produit : BH200SA – BLUESKIN SA**

**Code du produit : BH200SA**

**Utilisations du produit/matériau**

Sous-couche clouable

**2. Composition/Information sur les ingrédients**

Ingrédient	Numéro CAS	Pourcentage du poids total
bitume de pétrole	8052-42-4	30 - 50
armature	S/O – mélange	10 - 30
caoutchouc	S/O – mélange	1 - 5
SILICE, QUARTZ		30 - 50

**CARACTÉRISTIQUES CRITIQUES**

**AVERTISSEMENT !** Contient du bitume. Certains bitumes contiennent des composés sulfurés qui, lorsque chauffés ou brûlés, peuvent former de l'hydrogène sulfuré. Le contact direct avec la peau et les yeux peut causer des irritations.

**Apparence/Odeur : matériau en rouleau**

**3. Identification des risques**

**Voie(s) de pénétration primaire(s)**

Inhalation – possible si le produit est dispersé dans l'air, mais considérée comme étant peu probable.

**Risques pour les yeux**

Les particules peuvent causer une irritation des yeux.

**Risques pour la peau**

Peut causer une irritation de la peau et une dermatite de contact lors d'un contact prolongé.

**Risques reliés à l'ingestion**

L'ingestion n'est pas considérée comme étant une voie d'exposition probable.

**Risques reliés à l'inhalation**

L'inhalation n'est pas considérée comme étant une voie d'exposition probable lorsque le produit est utilisé dans des conditions normales.

**Effets chroniques/Effets cancérogènes**

Ce produit ou l'un de ses ingrédients, présent à 0,1% ou plus, est inscrit sur la liste des produits cancérogènes du NTP (National Toxicology Program), du CIRC (Centre international de recherche sur le cancer) ou de l'OSHA (Occupational Safety and Health Administration). Consulter la section 11 (Information toxicologique) pour plus de détails.

**4. Premiers soins****Yeux**

S'il y a contact, ouvrir grand les paupières et rincer immédiatement les yeux à grande eau pendant au moins 15 minutes. Si une irritation se développe et persiste, obtenir immédiatement des soins médicaux.

**Peau**

Retirer les vêtements et les souliers contaminés. Laver la zone touchée avec du savon et de l'eau.

**Ingestion**

Obtenir immédiatement des soins médicaux. NE PAS FAIRE VOMIR. Ne jamais faire ingérer quoi que ce soit à une victime inconsciente.

**Inhalation**

Amener la personne incommodée à l'air frais. Si elle respire difficilement, lui administrer de l'oxygène. Si elle ne respire pas, lui donner la respiration artificielle. Obtenir immédiatement des soins médicaux.

**5. Mesures de lutte contre l'incendie**

**Point d'inflammabilité :** >204°C (>399°F)

**Point d'auto-inflammation :** 370-480°C (698-896°F)

**Classe d'inflammabilité :** ininflammable

**Limite inférieure d'explosivité :** ne s'applique pas

**Limite supérieure d'explosivité :** ne s'applique pas

**Risques de feu et d'explosion**

Lors d'un feu, du monoxyde de carbone, du dioxyde de carbone, des oxydes d'azote et de soufre, de l'hydrogène sulfuré et des gaz irritants et toxiques peuvent être relâchés.

**Agents extincteurs**

Dioxyde de carbone, eau ou poudre extinctrice.

**Instructions en cas d'incendie**

Les pompiers devraient porter des appareils respiratoires autonomes et une tenue de protection complète.

**6. Mesures à prendre lors de fuites accidentelles**

Ne s'applique pas. Matériau en rouleau.

**7. Manutention et entreposage****Précautions lors de la manutention et de l'entreposage**

Les contenants doivent être très bien fermés. Entreposer dans un endroit frais, sec et largement ventilé. À tenir loin de la chaleur, des étincelles et des flammes. N'utiliser qu'avec une ventilation adéquate.

**8. Mesures de protection personnelle contre l'exposition****Mesures d'ingénierie**

Utiliser en présence d'appareil de ventilation générale et locale par aspiration.

**Protection des yeux et du visage**

Il est recommandé de porter des lunettes protectrices avec écrans latéraux.

**Protection de la peau**

Utiliser des gants et un tablier de protection afin d'empêcher tout contact avec la peau.

**Protection des voies respiratoires**

Règle générale, aucune protection n'est nécessaire. L'utilisation d'un respirateur pourrait s'avérer nécessaire lors d'opérations de transformation comme le découpage, le ponçage, le polissage, etc. Le niveau de protection des voies respiratoires requis doit être évalué selon les expositions aux produits chimiques par un professionnel de la santé ou de la sécurité.

Les limites d'exposition en milieu de travail pour les ingrédients individuels sont énumérées ci-après.

fumée de bitume

ACGIH TLV-TWA 0,5 mg/m<sup>3</sup> (fraction et vapeur inhalables)

**8. Mesures de protection personnelle contre l'exposition (suite)****Ingrédient(s) – Limites d'exposition**

bitume de pétrole

OSHA PEL-TWA 5 mg/m<sup>3</sup>ACGIH TLV-TWA 0,5 mg/m<sup>3</sup> (benzène soluble en aérosol)**9. Propriétés physiques et chimiques****Apparence**

Matériau en rouleau (sable sur les deux faces)

**Odeur**

Légère odeur de pétrole

**Type de produits chimiques :** mélange**État physique :** solide**Point d'ébullition :** 343-538°C (650-1000°F)**Densité relative :** 1,1-1,2**Pourcentage de matières volatiles :** 0 %**Pression de vapeur :** ne s'applique pas**Densité de vapeur :** non disponible**Facteur pH :** non disponible**Solubilité :** insoluble**Vitesse d'évaporation :** non disponible**10. Stabilité et réactivité****Stabilité :** stable**Polymérisation dangereuse :** on ne s'attend pas à ce qu'elle se produise.**Conditions à éviter (stabilité)**

Températures extrêmes, flammes nues et oxydants forts.

**Produits de décomposition dangereux**

On ne s'attend pas à ce que la décomposition se produise si le produit est manutentionné et entreposé correctement.

**Conditions à éviter (polymérisation)**

Combustion incomplète

**11. Information toxicologique****Effets chroniques/effets cancérogènes**

Il a été établi que la présence de silice, quartz dans le présent produit, à des concentrations égales ou supérieures à 0,1 %, est carcinogène, comme suit : CIRC : Groupe 1; NTP : inscrit sur la liste; OSHA : non réglementé; ACGIH : A2. Elle peut être relâchée si le matériau est découpé, moulu ou poncé. Porter un masque anti poussières approuvé par la NIOSH lors de ces opérations.

**Information toxicologique diverse**

Dans l'ensemble, des essais toxicologiques n'ont pas été effectués sur le présent produit. Les données toxicologiques disponibles pour les ingrédients individuels sont résumées ci-après, le cas échéant.

**12. Information écologique**

Aucune information n'a été identifiée.

**13. Considérations relatives à la mise au rebut**

Mettre au rebut conformément aux lois gouvernementales municipales, provinciales et fédérales applicables.

### 14. Information concernant le transport

Voie terrestre Non réglementé  
IMDG Non réglementé  
IATA Non réglementé

### 15. Information sur la réglementation

#### Information sur la réglementation des États-Unis

Il se peut que le bitume contienne des produits chimiques en quantité détectable, reconnus par l'État de Californie pour causer le cancer ou constituer un danger pour la reproduction.

#### Ingrédient(s) – Information sur la réglementation selon l'État (États-Unis)

bitume de pétrole

Californie – Proposition 65

caoutchouc

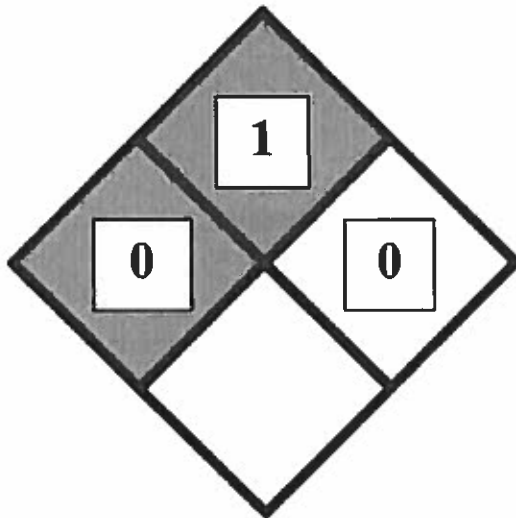
New Jersey – Risque dans le lieu de travail

Ville de New York – Substance dangereuse

#### Information sur la réglementation canadienne

Le présent produit a été classifié conformément aux critères de risque du CPR. La présente fiche signalétique contient toute l'information requise par le CPR. Classification SIMDUT : Non classifié ou contrôlé.

#### NFPA



#### SIMD

SANTÉ	0
INFLAMMABILITÉ	1
RÉACTIVITÉ	0
PROTECTION INDIVIDUELLE	

### 16. Autre information

#### Révision/Information du rédacteur

La présente fiche signalétique remplace la fiche signalétique précédente en date du 2 mars 2011.

#### Avis de non-responsabilité

Bien que le présent document ait été préparé avec une diligence raisonnable, nous ne consentons aucune garantie et ne faisons aucune représentation quant à l'exactitude ou l'intégralité de l'information aux présentes, et n'assumons aucune responsabilité quant à la pertinence de la présente information pour les fins prévues de l'utilisateur ou pour les conséquences de son utilisation. Il revient à chaque individu de déterminer la pertinence de la présente information pour ses fins particulières.

HENRY COMPANY

Sold Core 10/7/14

## PRODUCT DATA SPECIFICATIONS

JUNE 2013



### Part 1 General

#### 1.01 DESCRIPTION

OlyBond500 is a two-component polyurethane adhesive used to adhere a variety of board stocks to most roof substrates in both new and re-roof applications. It can also be used to adhere insulation board to insulation board. OlyBond500 is dispensed in ¾- to 1-inch bands that spread to several inches while rising ¾- to 1-inch above the substrate. Place the board stock into the adhesive and walk into place. A chemical cure takes place securing the board in approximately 4 to 8 minutes after application, depending on temperature and weather conditions.

#### 1.02 TYPICAL PHYSICAL PROPERTIES

PHYSICAL PROPERTY	TEST METHOD	TYPICAL VALUES
Density	ASTM D-1622	3.2 lb./cf
Compressive Strength	ASTM D-1621	38 psi @ 6% deflection
Tensile Strength	ASTM D-1623	35 psi
Water Absorption	ASTM D-2842	5.1%
Closed Cell Content	ASTM D-6226	90% min.
R-Value	ASTM C-518	3.8/inch (new)
VOC Content	ASTM D-2369	5 g/L
Weight/Gallon	Part 1 Component Part 2 Component	10.32 lbs. 8.54 lbs.

#### 1.03 PACKAGING

- Package Sizes:
  - 10 gallon Bag-in-Box sets for use with the PaceCart 2® (5 gal. Part 1; 5 gal. Part 2).
  - 1500 ml SpotShot cartridge sets for use in specially designed applicators.

- Formulas\* (Part 2 component, 5 gallon Bag-in-Box):

- Regular (40°F +)

\*Part 1 component, 5 gallon Bag-in-Box is required for all applications and is not temperature dependent.

- Formulas (1500 ml SpotShot cartridges):

- Regular (40°F +)
- Winter (0°F–65°F)

#### 1.04 QUALITY ASSURANCE

The OlyBond500 adhesive must be installed in compliance with the information outlined on the OlyBond500 Request for Warranty form and approved in writing by an authorized representative of OMG, Inc.

#### 1.05 SUBMITTALS

To insure compliance with the OMG warranty requirements, the following information must be submitted to OMG for review prior to installation, and preferably prior to bid:

- Request for Warranty form filled out with the correct project information.
- Unusual projects such as air pressurized buildings, cold storage buildings, buildings that have large openings (e.g. where the total wall openings exceed 10% of the total wall area on which the openings are located), may require additional review time.

#### 1.06 JOB CONDITIONS

- Insure that you have the correct OlyBond500 formula-  
tion for the surface and ambient temperature.
  - Bag-in-Box: Regular (40°F +)
  - SpotShot: Regular (40°F +) or Winter (0°F–65°F)
- On retrofit-recover projects, the existing roofing material must be investigated to insure adequate attachment of existing system. All wet material must be identified and removed prior to the application of the OlyBond500 adhesive.



- Existing Phenolic Insulation must be removed.
- Coordination between trades is essential to avoid unnecessary rooftop traffic.

### 1.07 STORAGE AND HANDLING

- Store in a cool, dry location at temperatures between 55°F and 85°F. Protect from freezing at all times. If properly stored, the shelf life for unopened product is 18 months from the date of manufacture.
- Keep containers closed. Contamination by moisture or basic compounds can cause dangerous pressure build-up in a closed container.
- The minimum product temperature before application should be 72°F. The minimum ambient and surface temperatures should be 40°F and rising unless the SpotShot winter formulation is being used.

### 1.08 APPROVALS

OlyBond500 is approved by most roof system manufacturers and is Factory Mutual, Florida Building Code, Miami Dade and UL approved.

### 1.09 FIRST AID

In case of contact with eyes, immediately flush eyes with running water for at least 15 minutes. Call a physician immediately. In case of contact with skin, wash affected area with soap and water. Remove all contaminated clothing and shoes and clean before re-use. If swallowed, give large amounts of water to dilute. If vomiting occurs, give more water. Call a physician immediately.

### 1.10 DISPOSAL

PMDI in Part 1 component may cause pollution. Do not discharge into lakes, streams, ponds or public waters. Spilled material, unused contents and empty containers should be neutralized and disposed of in accordance with local, state and federal regulations.

### 1.11 WARRANTY

OMG issues a 10 year limited material warranty on all OlyBond500 purchases. A full adhesion warranty is available by contacting OMG prior to starting the project and submitting a completed Request for Warranty form.

## Part 2 Product

### 2.01 COMPOSITION AND MATERIALS

OlyBond500 is a dual-component, reaction cure polyurethane adhesive. The blowing agent is water. OlyBond500 does not contain HCFC and has low VOCs.

OlyBond500 is available in 10 gallon sets of Part 1 (diisocyanate, 5 gallons), and Part 2 (resin, 5 gallons). OlyBond500 is also available in 1500 ml SpotShot cartridge sets (4 cartridges/case).

### 2.02 COMPATIBILITY

#### 1. Roof Decks and Substrates:

- Structural concrete
- Gypsum
- Cementitious wood fiber plank
- Lightweight insulating concrete
- Steel (22 gauge or thicker with approved cross section)
- Plywood (5/8-inch thick min.)
- Smooth surface BUR
- Smooth and granular surface modified bitumen (properly prepared)
- Existing sprayed in place polyurethane foam
- Base sheets
- Most vapor barriers (including asphaltic and fleece-top)

#### 2. Roof Insulation and Cover Board:

- Expanded Polystyrene
- Polyisocyanurate
- High Density Wood Fiber
- DensDeck®
- Perlite
- Securock®
- Certain Extruded Polystyrene

Any substrate or insulation not listed must be reviewed by OMG. Call 800-633-3800.

### 2.03 LIMITATIONS

- OlyBond500 is not recommended for use with isocyanurate board stock larger than 4 feet x 4 feet.
- OlyBond500 (regular grade) is not recommended for application when ambient or substrate temperatures are below 40°F.
- OlyBond500 SpotShot winter formulation is specifically designed to be applied between 0°F and 65°F.

4. OlyBond500 is not recommended for use during wet weather.
5. OlyBond500 cannot be used on wet surfaces.
6. OlyBond500 cannot be used on dirty or grease-laden surfaces.
7. OlyBond500 is not recommended for use on any roof deck that shows signs of deterioration or loss of structural integrity.
8. OlyBond500 is not recommended for use after the expiration date. Contact OMG at 800-633-3800 for options and instructions.

## Part 3 Execution

### 3.01 ROOF DECK CRITERIA

1. The building owner or general contractor shall provide a proper substrate. The structure shall be sufficient to withstand normal construction load and live loads.
2. Defects in the deck must be documented and reported to the specifier, general contractor, roof cover manufacturer and OMG, Inc. The application of OlyBond500 shall not proceed unless the defects are corrected.
3. It is the responsibility of the roofing contractor to ensure that the existing roof is adequately attached to the building and meets all the requirements for an acceptable surface.
4. Acceptable decks are structural concrete, gypsum, cementitious wood fiber plank, lightweight insulating concrete, minimum 22-gauge steel, minimum 5/8-inch plywood.

### 3.02 SURFACE PREPARATION

1. **General.** All surfaces must be dry and free of any debris, dirt, oil or grease before applying OlyBond500.
2. **Specific Conditions**
  - a. **Steel.** The bonding surface of steel decks must be dry and free of debris, dirt, grease and oil. On new steel, the shop coating/mill oil must be removed. The bonding surface must be free of any cleaner before applying OlyBond500.
  - b. **Existing Smooth Asphaltic Surfaces.** The surface must be dry and free of debris, dirt, grease and oil.
  - c. **Existing Polyurethane Foam.** The surface of the polyurethane roof, including the coating, should

be removed with a scarifier (minimum 1/2 inch). The bonding surface should be blown clean before applying OlyBond500.

- d. **Metal.** OlyBond500 has excellent adhesion to clean metal. It is recommended that all non-ferrous metals (aluminum, copper, stainless, etc.) be primed to further increase adhesion. Accepted primers include epoxy, chlorinated rubber, and wash primer.
- e. **Concrete.** All concrete surfaces must be fully cured prior to applying OlyBond500.
- f. **Other.** For other substrates not listed, contact OMG at 800-633-3800.

### 3.03 INSULATION

Review the roofing insulation plan. Polyisocyanurate insulation boards cannot be larger than 4 feet x 4 feet. Multiple layers of boards should use the staggered joint method of application. Compatible insulation other than polyisocyanurate can be 4 feet x 8 feet maximum size.

### 3.04 PRODUCT INSTALLATION

#### 1. Using PaceCart 2

- a. Install Part 1 and Part 2 components following instruction on Bag-in-Box package.
- b. Open flow valves on the dispenser completely and turn machine on. This allows adhesive to be pumped at a 1:1 ratio through the disposable mix tip and onto the substrate in a semi-liquid state.
- c. Apply fluid mixture in 3/4 to 1 inch wide wet beads spaced maximum of 12 inches on center that spreads in excess of 2 inches wide while rising 3/4 to 1 inch.
- d. Lay insulation board into place and walk-in to assure complete adhesion. Curing typically occurs in 4 to 8 minutes depending on temperature and weather conditions.
- e. Check with roof system manufacturer for project-specific spacing requirements.

#### 2. Using SpotShot Applicator

- a. Attach the disposable mix tip to the top of the SpotShot tube. Insert the tube into SpotShot dispensing tool and dispense onto the substrate. Apply fluid mixture in rows spaced maximum of 12 inches on center that spread to several inches wide while rising 3/4 to 1 inch.

- b. Lay insulation board into place and walk-in to assure complete adhesion. Curing typically occurs in 4 to 8 minutes depending on temperature and weather conditions.
- c. Check with roof system manufacturer for project-specific spacing requirements.

### 3.05 TYPICAL APPLICATION RATES

Application rates vary depending on surface roughness and absorption rate of the substrate. Typical coverage rates for OlyBond500 dispensed through the PaceCart 2 are 10–20 squares per 10 gallon Bag-in-Box sets. Typical coverage rates for OlyBond500 SpotShot dispensed through applicators is 4–6 squares per case (4 sets of 1500 ml cartridges). All coverage rates are based on 12 inch on center maximum spacing. See chart below for typical application rates on specific substrates.

APPLICATION RATES (Bag-in-Box Dispensed from PaceCart 2)	TYPICAL COVERAGE Squares/Gallon
Insulation to Concrete	1.7 to 2
Insulation to Insulation	1.7 to 2
Insulation to Smooth BUR	1.5 to 1.7
Insulation to Modified Bitumen	1.5 to 1.7
Insulation to Gypsum	1 to 1.2
Insulation to Lightweight Concrete*	1 to 1.7
Insulation to Wood	1.7 to 2
Insulation to Cementitious Wood Fiber	1 to 1.2
Insulation to Steel	1 to 1.2

\*Coverage rate may vary substantially based on the absorption rate and/or the surface conditions of the LWC.

### 3.06 REACTION TIME

It is important to monitor the speed of the reaction in relation to the temperature (substrate and ambient) at time of application to ensure a complete reaction. Note the charts below for correct 'Part 2' component selection.

#### TYPICAL REACTION TIME CHARACTERISTICS

##### A. 5 Gallon Bag-in-Box Packaging

TEMPERATURE	PART 2 FORMULA	TACK FREE TIME (minutes)	SET UP TIME (minutes)
40°F +	R	3–5	10–12

##### B. 1500 ml SpotShot Cartridges

TEMPERATURE	PART 2 FORMULA	TACK FREE TIME (minutes)	SET UP TIME (minutes)
0°F–65°F	W	3–4	10–12
40°F +	R	3–5	10–12

**Important:** When applying OlyBond500, board stock must be placed into the adhesive shortly after it has reached its maximum rise while it is still wet and tacky and before it reaches its tack free state.

### 3.07 AVAILABILITY AND COST

OlyBond500 is available throughout the USA and Canada. For availability and pricing contact OMG, Inc. at 800-633-3800. Deliveries directly to job sites and to specific locations are available.

### 3.08 PRECAUTIONS

- IN CASE OF FIRE:** Use water spray, foam or CO<sub>2</sub>. Firefighters should be equipped with self-contained breathing apparatus and turnout gear for protection against PMDI vapors and toxic decomposition products. Avoid water contamination in closed container or confined areas.
- DO NOT LEAVE ADHESIVE EXPOSED OR UNPROTECTED.** Polyurethane foam or isocyanurate foam products may present a serious fire hazard if exposed or unprotected. Each person, firm or corporation engaged in the manufacture, production, application, installation or use of any of these materials should carefully determine whether there is a potential fire hazard associated with such product in a specific usage and utilize all appropriate precautionary and safety measures as outline in local, state and federal regulations. When not in use keep stored containers closed.



Florida Building Code



### PATENT NOTICE

The OMG PaceCart® dispensing cart and the Bag-in-Box OlyBond500® Part 1/Part 2 adhesive system, including the adhesive dispensing method, are covered by one or more of U.S. Patent Nos. 6,220,526; 8,113,385; 8,132,693; 8,167,170 and 8,474,658.



ROOFING PRODUCTS

153 BOWLES ROAD, AGAWAM, MA 01001 USA

800-633-3800

OMGROOFING.COM

Scal Gel 10/7/14

## SAFETY DATA SHEET

Date Issued : 6/11/2014  
MSDS No : OlyBond 500-1  
Date Revised : 6/11/2014  
Revision No : 5

### OlyBond500 SpotShot (part 1)

#### 1. PRODUCT AND COMPANY IDENTIFICATION

**PRODUCT NAME:** OlyBond500 SpotShot (part 1)

**MANUFACTURER**

ITW Polymers Sealants North America  
6900 Bleck Drive  
Rockford, MN 55373  
Service Number: (800) 403-7747

**24 HR. EMERGENCY TELEPHONE NUMBERS**

INFOTRAC: (800) 535-5053

#### 2. HAZARDS IDENTIFICATION

##### EMERGENCY OVERVIEW

**IMMEDIATE CONCERNS:** WARNING! Contains Diphenylmethane Diisocyanate (CAS No. 101-68-8). May cause respiratory tract irritation. May cause allergic respiratory reaction. Harmful if inhaled. Respiratory sensitizer. May cause lung damage. Lung damage and respiratory sensitization may be permanent. May cause skin irritation. May cause allergic skin reaction. Skin sensitizer. Animal tests and other research indicate that skin contact with MDI can cause isocyanate desensitization and respiratory reaction.

##### POTENTIAL HEALTH EFFECTS

**EYES:** May cause eye irritation. Permanent corneal injury is unlikely.

**SKIN:** May cause skin irritation upon contact. May cause allergic reaction in susceptible individuals. May stain the skin.

**SKIN ABSORPTION:** A single prolonged exposure is not likely to result in material being absorbed through the skin in harmful quantities.

**INGESTION:** Single dose oral toxicity is low. Can result in irritation and corrosive action in the mouth, stomach and digestive tract. However, it is not considered a common occupational route of exposure.

**INHALATION:** MDI vapors or mist concentration at or above the TLV can irritate (burning sensation) the mucous membrane in the respiratory tract causing runny nose, sore throat, coughing, chest discomfort, shortness of breath and reduced lung function. Persons with pre-existing non-specific bronchial hyper-reactivity can respond to concentrations well below the TLV with similar symptoms as well as asthma attacks. Exposure well above the TLV may lead to bronchitis, bronchial spasm, and pulmonary edema. These effects are usually reversible. Chemical or hypersensitive pneumonitis, with flu-like symptoms (e.g. fever, chills) has also been reported. These symptoms can be delayed up to several hours after exposure. As a result of previous repeated overexposure or a single large dose, certain individuals develop isocyanate sensitization (chemical asthma), which will cause them to react to a later exposure to isocyanate at levels well below the TLV. Similar to many non-specific asthmatic responses, there are reports that once sensitized an individual can experience these symptoms upon exposure to dust, cold air, or other irritants. This increase lung sensitivity can persist for weeks and in severe cases for several years. Overexposure to isocyanates has also been reported to cause lung damage (decrease in lung function), which may be permanent. Sensitization can be either temporary or permanent.

**ROUTES OF ENTRY:** Eye and Skin Contact, Inhalation and Ingestion

**IRRITANCY:** Eye and skin irritation.

**SENSITIZATION:** May cause allergic respiratory and skin reaction. Respiratory and skin sensitizer.

# SAFETY DATA SHEET

Date Issued : 6/11/2014  
MSDS No : OlyBond 500-1  
Date Revised : 6/11/2014  
Revision No : 5

## OlyBond500 SpotShot (part 1)

### 3. COMPOSITION / INFORMATION ON INGREDIENTS

Chemical Name	Wt. %	CAS
Polymeric Isocyanates	< 55	9016-87-9
Methylene Bisphenyl Isocyanate	38	101-68-8
Diphenylmethane Diisocyanate Mixed Isomers	< 10	26447-40-5

### 4. FIRST AID MEASURES

**EYES:** Immediately flush eyes with plenty of tempered water (at least 15-20 minutes) lifting upper and lower eye lids occasionally. Get immediate medical attention.

**SKIN:** Immediately flush skin with plenty of water. Remove clothing. Get medical attention immediately. Wash clothing separately before reuse.

**INGESTION:** If swallowed, do NOT induce vomiting. Give victim two glasses (16 ounces) of water or milk. Call a physician or poison control center immediately. Never give anything by mouth to an unconscious person.

**INHALATION:** Remove to fresh air. If not breathing, give artificial respiration or give oxygen by trained personnel. Seek immediate medical attention. Asthmatic type symptoms may develop and may be immediate or delayed up to several hours. Treatment is essentially symptomatic.

#### SIGNS AND SYMPTOMS OF OVEREXPOSURE

**EYES:** Causes eye irritation.

**SKIN:** Contact causes skin irritation.

**SKIN ABSORPTION:** None Expected.

**INGESTION:** None known, not likely route of entry.

**INHALATION:** Review inhalation signs and symptoms of MDI under Potential Health Effects.

**NOTES TO PHYSICIAN:** Medical supervision of all employees who handle or come into contact with isocyanates is recommended. This should include pre-employment and periodic medical examinations with respiratory function tests (FEV, FVC as minimum). Persons with asthmatic type conditions, chronic bronchitis, other chronic respiratory diseases or recurrent skin eczema or sensitization should be excluded from working with MDI. Once a person is diagnosed as sensitized, no further exposure can be permitted.

IF ADDITIONAL INFORMATION ABOUT THIS MIXTURE IS REQUIRED, CONTACT ITW POLYMERS SEALANTS  
NORTH AMERICA AT (800) 403-7747

### 5. FIRE FIGHTING MEASURES

**FLAMMABLE CLASS:** Class IIIB

**GENERAL HAZARD:** Combustible Liquid.

**EXTINGUISHING MEDIA:** Water spray, carbon dioxide, dry chemical or foam.

**OTHER CONSIDERATIONS:** MDI reacts exothermically with water, which may create excessive pressure in containers.

**EXPLOSION HAZARDS:** Decomposition products may cause a health hazard. Down wind personnel must be evacuated. Do not reseal contaminated containers, as pressure build-up may rupture them.

**FIRE FIGHTING PROCEDURES:** As in any fire, wear self-contained breathing apparatus with pressure-demand,

# SAFETY DATA SHEET

Date Issued : 6/11/2014  
MSDS No : OlyBond 500-1  
Date Revised : 6/11/2014  
Revision No : 5

## OlyBond500 SpotShot (part 1)

full face piece SCBA (MSHA/NIOSH approved or equivalent) and full protective gear.

**SENSITIVE TO STATIC DISCHARGE:** Not Applicable

**SENSITIVITY TO IMPACT:** None known.

**HAZARDOUS DECOMPOSITION PRODUCTS:** Carbon Dioxide, Carbon Monoxide, Nitrogen Oxide, Isocyanate Vapors and Mist, Traces of HCN.

### 6. ACCIDENTAL RELEASE MEASURES

**SMALL SPILL:** Absorb the isocyanate with sawdust or other absorbent and shovel into open top containers. Do not make containers pressure tight. Transport to a well ventilated area, preferably outside, and treat with neutralizing solution consisting of a mixture of 90% water, 8% concentrated ammonium hydroxide or sodium carbonate, and 2% liquid detergent. Add about 10 parts of neutralizer per part of isocyanate by mixing. Allow to stand for 48 hours, allowing evolved carbon dioxide to escape.

**LARGE SPILL:** Keep spectators away. Only those persons who are adequately trained, authorized and wearing the required personal protective equipment (PPE) should participate in spill response and clean-up. Know and prepare for spill response before using or handling this product. Dike and contain spill with inert material (e.g. sand, earth). Transfer liquids to covered and labeled containers for disposal. Use appropriate PPE. Place absorbent diking materials in covered containers for disposal. Prevent contamination of sewers, streams, and groundwater with spilled material or used absorbent.

If temporary control of isocyanate vapor is required, a blanket of protein foam (available at most Fire Departments) may be placed over the spill.

### 7. HANDLING AND STORAGE

**GENERAL PROCEDURES:** For professional or industrial use only. Follow label instructions. Keep out of the reach of children. Not for consumption. No smoking. Do not breathe vapors. Avoid contact with body. Empty containers must not be washed and re-used for any purpose. Contact lens wearers must wear protective eye wear around chemical vapors and liquid. Wash hands thoroughly after handling. To prevent build-up of vapors, use adequate natural and/or mechanical ventilation (e.g. open all windows and doors to achieve cross ventilation).

**HANDLING:** Follow all SDS/label precautions even after container is emptied because they may retain product residues. Containers should be tightly closed to prevent contamination with foreign materials and moisture. Employee education and training in the safe handling of this product are required under the Federal OSHA Hazard Communication Standard. Avoid contact of liquid with eyes and prolonged skin exposure.

**STORAGE:** Keep container closed when not in use. Store in a dry well ventilated area, out of the sun and away from ignition sources. Do not remove or deface label. Prevent water or moist air from entering container.

**STORAGE TEMPERATURE:** 12.8°C (55°F) Minimum to 29.4°C (84.9°F) Maximum

**SHELF LIFE:** 18 months from manufacture date @ 29.4 C

### 8. EXPOSURE CONTROLS / PERSONAL PROTECTION

# SAFETY DATA SHEET

Date Issued : 6/11/2014  
 MSDS No : OlyBond 500-1  
 Date Revised : 6/11/2014  
 Revision No : 5

## OlyBond500 SpotShot (part 1)

### EXPOSURE GUIDELINES

OSHA HAZARDOUS COMPONENTS (29 CFR1910.1200)					
		EXPOSURE LIMITS			
		OSHA PEL		ACGIH TLV	
Chemical Name		ppm	mg/m <sup>3</sup>	ppm	mg/m <sup>3</sup>
Polymeric Isocyanates	TWA	NL [1]	NL [1]	NL [1]	NL [1]
	STEL	NL [1]	NL [1]	NL [1]	NL [1]
Methylene Bisphenyl Isocyanate	TWA	0.02 ppm	0.2 mg/m <sup>3</sup>	0.005 ppm	NL
	STEL	NL [1]	NL [1]	NL [1]	NL [1]
Diphenylmethane Diisocyanate Mixed Isomers	TWA	NL [1]	NL [1]	NL [1]	NL [1]
	STEL	NL [1]	NL [1]	NL [1]	NL [1]
Footnotes:					
1. NL = Not Listed					

**ENGINEERING CONTROLS:** Local exhaust ventilation or other engineering controls are recommended to maintain levels below the TLV whenever MDI is processed, heated or spray applied. For spray applications, an air-supplied respirator must be worn. Standard reference sources regarding industrial ventilation (i.e. ACGIH Industrial Ventilation) should be consulted for guidance about proper ventilation.

### PERSONAL PROTECTIVE EQUIPMENT

**EYES AND FACE:** Wear safety glasses with side shields, goggles, or a full-face shield. Do not wear contact lenses.

**SKIN:** Wear chemical resistant gloves such as latex, butyl rubber or nitrile rubber. Wear chemical protective clothing & boots to prevent repeated or prolonged skin contact.

**RESPIRATORY:** Where vapor concentrations exceed or are likely to exceed the occupational exposure limits, a NIOSH approved continuous flow supplied air respirator, hood or helmet is recommended. A NIOSH approved self-contained positive pressure breathing apparatus with full face piece is required for spills and/or emergencies. MDI has poor warning properties, since the concentration at which MDI can be smelled is substantially higher than the maximum exposure limit. A respiratory protection program that meets OSHA 1910.134 and ANSI Z88.2 requirements must be followed whenever workplace conditions warrant a respirator's use.

**WORK HYGIENIC PRACTICES:** Use good hygiene practices when handling this material. Wash hands thoroughly after use.

### 9. PHYSICAL AND CHEMICAL PROPERTIES

**PHYSICAL STATE:** Liquid

**ODOR:** Aromatic

**ODOR THRESHOLD:** Not Determined

**COLOR:** Dark Brown

**pH:** Not Determined

**PERCENT VOLATILE:** Not Determined



# SAFETY DATA SHEET

Date Issued : 6/11/2014  
MSDS No : OlyBond 500-1  
Date Revised : 6/11/2014  
Revision No : 5

## OlyBond500 SpotShot (part 1)

**FLASHPOINT AND METHOD:** 220°C (428°F) to 220°C (428°F) COC (Cleveland Open Cup)

**FLAMMABLE LIMITS:** Not Determined

**AUTOIGNITION TEMPERATURE:** Not Applicable

**VAPOR PRESSURE:** Not Determined

**VAPOR DENSITY:** Not Determined

**BOILING POINT:** >= (200°F)

**FREEZING POINT:** Not Determined

**MELTING POINT:** Not Determined

**POUR POINT:** Not Determined

**SOLUBILITY IN WATER:** Reacts with water

**EVAPORATION RATE:** Not Determined

**DENSITY:** 10.16 lbs/gal-Part 1

**PARTICLE SIZE:** Not Determined

**SPECIFIC GRAVITY:** 1.22

**VISCOSITY #1:** 150 to 350 cps

**MOLECULAR WEIGHT:** Not Determined

**(VOC):** 11.000 gr/L EPA Method 24 VOC

**COEFF. OIL/WATER:** Not Determined

**OXIDIZING PROPERTIES:** Not Determined

## 10. STABILITY AND REACTIVITY

**STABLE:** Yes

**HAZARDOUS POLYMERIZATION:** No

**STABILITY:** Stable.

**POLYMERIZATION:** Product will not undergo polymerization.

**POSSIBILITY OF HAZARDOUS REACTIONS:** None Expected.

**HAZARDOUS DECOMPOSITION PRODUCTS:** Carbon monoxide, carbon dioxide, nitrogen oxide, isocyanate vapors and mist, traces of HCN.

**INCOMPATIBLE MATERIALS:** Reacts with water, with the formation of carbon dioxide. Risk of bursting. Reacts with alcohols, acids, alkalies, and amines. Risk of exothermic reaction. Risk of violent reaction. Contact with certain rubbers and plastics can cause brittleness of the substance with subsequent loss in strength.

## 11. TOXICOLOGICAL INFORMATION

**ACUTE**

# SAFETY DATA SHEET

Date Issued : 6/11/2014  
 MSDS No : OlyBond 500-1  
 Date Revised : 6/11/2014  
 Revision No : 5

## OlyBond500 SpotShot (part 1)

Chemical Name	ORAL LD <sub>50</sub> (rat)	DERMAL LD <sub>50</sub> (rabbit)	INHALATION LC <sub>50</sub> (rat)
Polymeric Isocyanates	No data	g/kg (rabbits)	No data
Methylene Bisphenyl Isocyanate	> 5000 mg/kg (rats)	No data	> 2240 mg/cub m (1- hr dose - rat)
Diphenylmethane Diisocyanate Mixed Isomers	> 10000 mg/kg (rats)	g/kg (rabbits)	> 2240 mg/cub m (1- hr dose - rat)

**IRRITATION:** Mild to moderate eyes and skin irritation.

**SENSITIZATION:** Respiratory and Skin Sensitizer

## 12. ECOLOGICAL INFORMATION

**ENVIRONMENTAL DATA:** This product contains components that may be harmful to aquatic organisms and may cause long term adverse effects in the aquatic environment.

**ECOTOXICOLOGICAL INFORMATION:** Contains components that are potentially toxic to freshwater and saltwater ecosystems.

## 13. DISPOSAL CONSIDERATIONS

**DISPOSAL METHOD:** Dispose of in accordance with all local, state and federal regulations.

## 14. TRANSPORT INFORMATION

**DOT (DEPARTMENT OF TRANSPORTATION)**

**PROPER SHIPPING NAME:** Not Regulated

**MARINE POLLUTANT #1:** None

## 15. REGULATORY INFORMATION

### UNITED STATES

**SARA TITLE III (SUPERFUND AMENDMENTS AND REAUTHORIZATION ACT)**

**FIRE:** No **PRESSURE GENERATING:** No **REACTIVITY:** Yes **ACUTE:** Yes **CHRONIC:** Yes

**EPCRA SECTION 313 SUPPLIER NOTIFICATION**

Chemical Name	Wt.%	CAS
Polymeric Isocyanates	< 55	9016-87-9
Methylene Bisphenyl Isocyanate	38	101-68-8

**CERCLA (COMPREHENSIVE RESPONSE, COMPENSATION, AND LIABILITY ACT)**

# SAFETY DATA SHEET

Date Issued : 6/11/2014  
 MSDS No : OlyBond 500-1  
 Date Revised : 6/11/2014  
 Revision No : 5

## OlyBond500 SpotShot (part 1)

Chemical Name	Wt. %	CERCLA RQ
Methylene Bisphenyl Isocyanate	38	5000 lbs.
Diphenylmethane Diisocyanate Mixed Isomers	< 10	5000 lbs.

### TSCA (TOXIC SUBSTANCE CONTROL ACT)

Chemical Name	CAS
Polymeric Isocyanates	9016-87-9
Methylene Bisphenyl Isocyanate	101-68-8
Diphenylmethane Diisocyanate Mixed Isomers	26447-40-5

### CLEAN AIR ACT

Chemical Name	Wt. %	CAS
Methylene Bisphenyl Isocyanate	38	101-68-8

### CANADA

#### WHMIS HAZARD SYMBOL AND CLASSIFICATION



Toxic

### 16. OTHER INFORMATION

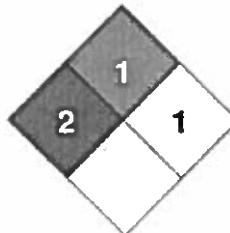
**INFORMATION CONTACT:** (800) 403-7747

**REVISION SUMMARY:** This MSDS replaces the 4/29/2014 MSDS. Revised: **Section 1:** Date Issued.

#### HMIS RATING

HEALTH	*	2
FLAMMABILITY		1
PHYSICAL HAZARD		1
PERSONAL PROTECTION		B

#### NFPA CODES



**GENERAL STATEMENTS:** Keep out of reach of children  
 For professional or industrial use only

**MANUFACTURER DISCLAIMER:** This document may be used to comply with OSHA's Hazardous Communication Standard, 29 CFR 1910.1200.

To the best of our knowledge, the information contained in this SDS is accurate. It is intended to assist the user in his/her evaluation of the product's hazards and safety precautions to be taken in its use. The data in this SDS relate only to the specific material designated herein. We do not assume liability for the use of, or reliance on this

## **SAFETY DATA SHEET**

**Date Issued :** 6/11/2014

**MSDS No :** OlyBond 500-1

**Date Revised :** 6/11/2014

**Revision No :** 5

### **OlyBond500 SpotShot (part 1)**

---

information, nor do we guarantee its accuracy or completeness.

This information is furnished without warranty, expressed or implied, except that it is accurate to the best knowledge of ITW Polymers Sealants North America. The data on this sheet relates only to the specific material designated herein. ITW Polymers Sealants North America assumes no legal responsibility for use or reliance upon these data.

# SAFETY DATA SHEET

Date Issued : 4/4/2014  
MSDS No : OlyBond 500-2  
Date Revised : 6/11/2014  
Revision No : 1

## OlyBond500 SpotShot (part 2)

### 1. PRODUCT AND COMPANY IDENTIFICATION

**PRODUCT NAME:** OlyBond500 SpotShot (part 2)

**MANUFACTURER**

ITW Polymers Sealants North America  
6900 Bleck Drive  
Rockford, MN 55373  
Service Number: (800) 403-7747

**24 HR. EMERGENCY TELEPHONE NUMBERS**

INFOTRAC: (800) 535-5053

### 2. HAZARDS IDENTIFICATION

**EMERGENCY OVERVIEW**

**IMMEDIATE CONCERNS:** CAUTION! May cause eye, skin, nose and throat irritation.

**POTENTIAL HEALTH EFFECTS**

**EYES:** May cause eye irritation upon contact.

**SKIN:** May cause skin irritation.

**INGESTION:** May cause damage to mucous membranes if swallowed.

**INHALATION:** Short-term harmful health effects are not expected from vapor generated at ambient temperatures.

**ROUTES OF ENTRY:** Eye and Skin Contact, Inhalation and Ingestion

### 3. COMPOSITION / INFORMATION ON INGREDIENTS

Chemical Name	Wt. %	CAS
Polyether Polyol	< 70	9082-00-2
Polypropylene Glycol	< 20	25322-69-4
Diethylene Glycol	< 10	111-46-6
Dipropylene Glycol	< 10	25265-71-8

### 4. FIRST AID MEASURES

**EYES:** Immediately flush eyes with plenty of tempered water (at least 15-20 minutes) lifting upper and lower eye lids occasionally. Get immediate medical attention.

**SKIN:** Immediately flush skin with plenty of water. Remove clothing. Get medical attention immediately. Wash clothing separately before reuse.

**INGESTION:** Do not induce vomiting. Get medical attention immediately. Never give anything by mouth to an unconscious person.

**INHALATION:** Remove to fresh air. If not breathing, give artificial respiration or give oxygen by trained personnel. Seek immediate medical attention.

### 5. FIRE FIGHTING MEASURES

**FLAMMABLE CLASS:** Not Applicable

# SAFETY DATA SHEET

Date Issued : 4/4/2014

MSDS No : OlyBond 500-2

Date Revised : 6/11/2014

Revision No : 1

## OlyBond500 SpotShot (part 2)

**EXTINGUISHING MEDIA:** Water spray, carbon dioxide, dry chemical or foam. Do not use a direct water stream.

**EXPLOSION HAZARDS:** Decomposition products may cause a health hazard.

**FIRE FIGHTING PROCEDURES:** As in any fire, wear self-contained breathing apparatus pressure-demand, (MSHA/NIOSH approved or equivalent) and full protective gear. After water evaporates, remaining material will burn.

**SENSITIVE TO STATIC DISCHARGE:** None Expected.

**HAZARDOUS DECOMPOSITION PRODUCTS:** Fumes, smoke, carbon monoxide and carbon dioxide may form when heated to decomposition.

### 6. ACCIDENTAL RELEASE MEASURES

**SMALL SPILL:** Dike area to contain spill. Take precautions as necessary to prevent contamination of ground and surface waters. Recover spilled material on absorbent, such as sawdust or vermiculite, and sweep into closed containers for disposal. Do not flush to sewer. If area of spill is porous, remove as much contaminated earth and gravel, etc. as necessary and place in closed containers for disposal. Only those persons who are adequately trained, authorized, and wearing the appropriate personal protective equipment (PPE) should participate in spill response and clean-up.

**LARGE SPILL:** Keep spectators away. Only those persons who are adequately trained, authorized and wearing the required personal protective equipment (PPE) should participate in spill response and clean-up. Know and prepare for spill response before using or handling this product. Dike and contain spill with inert material (e.g. sand, earth). Transfer liquids to covered and labeled containers for disposal. Use appropriate PPE. Place absorbent diking materials in covered containers for disposal. Prevent contamination of sewers, streams, and groundwater with spilled material or used absorbent.

### 7. HANDLING AND STORAGE

**GENERAL PROCEDURES:** For professional or industrial use only. Follow label instructions. Keep out of the reach of children. Not for consumption. No smoking. Do not breathe vapors. Avoid contact with body. Empty containers must not be washed and re-used for any purpose. Contact lens wearers must wear protective eye wear around chemical vapors and liquid. Wash hands thoroughly after handling. To prevent build-up of vapors, use adequate natural and/or mechanical ventilation (e.g. open all windows and doors to achieve cross ventilation).

**HANDLING:** Follow all SDS/label precautions even after container is emptied because they may retain product residues. Containers should be tightly closed to prevent contamination with foreign materials and moisture. Employee education and training in the safe handling of this product are required under the Federal OSHA Hazard Communication Standard. Avoid contact of liquid with eyes and prolonged skin exposure.

**STORAGE:** Keep container closed when not in use. Store in a dry well ventilated area, out of the sun and away from ignition sources. Do not remove or deface label. Prevent water or moist air from entering container.

**STORAGE TEMPERATURE:** 12.8°C (55°F) Minimum to 29.4°C (84.9°F) Maximum

**SHELF LIFE:** 18 months from manufacture date @ 29.4 C

### 8. EXPOSURE CONTROLS / PERSONAL PROTECTION

# SAFETY DATA SHEET

Date Issued : 4/4/2014  
 MSDS No : OlyBond 500-2  
 Date Revised : 6/11/2014  
 Revision No : 1

## OlyBond500 SpotShot (part 2)

### EXPOSURE GUIDELINES

OSHA HAZARDOUS COMPONENTS (29 CFR1910.1200)					
		EXPOSURE LIMITS			
		OSHA PEL		ACGIH TLV	
Chemical Name		ppm	mg/m <sup>3</sup>	ppm	mg/m <sup>3</sup>
Polypropylene Glycol	TWA	NL [1]	NL [1]	NL [1]	NL [1]
	STEL	NL [1]	NL [1]	NL [1]	NL [1]
Diethylene Glycol	TWA	NL [1]	NL [1]	NL [1]	NL [1]
	STEL	NL [1]	NL [1]	NL [1]	NL [1]
Dipropylene Glycol	TWA	NL [1]	NL [1]	NL [1]	NL [1]
	STEL	NL [1]	NL [1]	NL [1]	NL [1]
Footnotes:					
1. NL = Not Listed					

**ENGINEERING CONTROLS:** Natural ventilation should be adequate under normal conditions.

### PERSONAL PROTECTIVE EQUIPMENT

**EYES AND FACE:** Wear safety glasses with side shields, goggles, or a full-face shield. Do not wear contact lenses.

**SKIN:** Wear chemical resistant gloves such as latex, butyl rubber, nitrile rubber, polyvinyl alcohol. Wear chemical protective clothing & boots to prevent repeated or prolonged skin contact.

**RESPIRATORY:** This material does not have established exposure limits. Wear a positive pressure air-supplied respirator in situations where there may be potential for airborne exposure.

**WORK HYGIENIC PRACTICES:** Use good hygiene practices when handling this material. Wash hands thoroughly after use.

### 9. PHYSICAL AND CHEMICAL PROPERTIES

**PHYSICAL STATE:** Liquid

**ODOR:** Mildly sweet odor

**ODOR THRESHOLD:** Not Determined

**COLOR:** Red

**pH:** Not Determined

**PERCENT VOLATILE:** Not Determined

**FLASHPOINT AND METHOD:** 190.6°C (375.1°F)

**FLAMMABLE LIMITS:** N/D

**AUTOIGNITION TEMPERATURE:** Not Applicable

**VAPOR PRESSURE:** Not Determined

**VAPOR DENSITY:** Not Determined

**BOILING POINT:** Not Determined



# SAFETY DATA SHEET

Date Issued : 4/4/2014  
 MSDS No : OlyBond 500-2  
 Date Revised : 6/11/2014  
 Revision No : 1

## OlyBond500 SpotShot (part 2)

**FREEZING POINT:** Not Determined  
**MELTING POINT:** Not Determined  
**POUR POINT:** Not Determined  
**SOLUBILITY IN WATER:** Not Determined  
**EVAPORATION RATE:** Not Determined  
**DENSITY:** 8.50 lbs/gal  
**PARTICLE SIZE:** Not Determined  
**SPECIFIC GRAVITY:** 1.019  
**VISCOSITY #1:** 390 to 530 cps  
**MOLECULAR WEIGHT:** Not Determined  
**(VOC):** 11.000 gr/L EPA Method 24 VOC  
**COEFF. OIL/WATER:** Not Determined  
**OXIDIZING PROPERTIES:** Not Determined

### 10. STABILITY AND REACTIVITY

**STABLE:** Yes  
**HAZARDOUS POLYMERIZATION:** No  
**STABILITY:** Stable.  
**POLYMERIZATION:** Product will not undergo polymerization.  
**CONDITIONS TO AVOID:** High temperatures.  
**POSSIBILITY OF HAZARDOUS REACTIONS:** None Expected.  
**HAZARDOUS DECOMPOSITION PRODUCTS:** Decomposition will not occur if handled and stored properly. Thermal decomposition is highly dependent on conditions. A complex mixture of airborne solids, liquids and gases, including carbon monoxide and other organic compounds will be evolved when this material undergoes combustion or thermal or oxidative degradation.  
**INCOMPATIBLE MATERIALS:** Alkali or alkaline earth metals, strong acids, copper, brass, elastomers

### 11. TOXICOLOGICAL INFORMATION

#### ACUTE

Chemical Name	ORAL LD <sub>50</sub> (rat)	DERMAL LD <sub>50</sub> (rabbit)	INHALATION LC <sub>50</sub> (rat)
Polypropylene Glycol	No data	No data	No data
Diethylene Glycol	12565 mg/kg	11890 mg/kg	No data
Dipropylene Glycol	14800 mg/kg (rats)	> 20000 mg/kg (rabbits)	> 20 ml/kg (rabbit)

**IRRITATION:** Mild to moderate eyes and skin irritation.

### 12. ECOLOGICAL INFORMATION

# SAFETY DATA SHEET

Date Issued : 4/4/2014  
 MSDS No : OlyBond 500-2  
 Date Revised : 6/11/2014  
 Revision No : 1

## OlyBond500 SpotShot (part 2)

**ENVIRONMENTAL DATA:** This product contains components that may be harmful to aquatic organisms and may cause long term adverse effects in the aquatic environment.

**ECOTOXICOLOGICAL INFORMATION:** Contains components that are potentially toxic to freshwater and saltwater ecosystems.

### 13. DISPOSAL CONSIDERATIONS

**DISPOSAL METHOD:** Dispose of in accordance with all local, state and federal regulations.

### 14. TRANSPORT INFORMATION

**DOT (DEPARTMENT OF TRANSPORTATION)**

**PROPER SHIPPING NAME:** Not Regulated

**PACKING GROUP:** N/A

**MARINE POLLUTANT #1:** None

### 15. REGULATORY INFORMATION

#### UNITED STATES

**SARA TITLE III (SUPERFUND AMENDMENTS AND REAUTHORIZATION ACT)**

**FIRE:** No **PRESSURE GENERATING:** No **REACTIVITY:** No **ACUTE:** Yes **CHRONIC:** Yes

**313 REPORTABLE INGREDIENTS:** None

**TSCA (TOXIC SUBSTANCE CONTROL ACT)**

Chemical Name	CAS
Polyether Polyol	9082-00-2
Polypropylene Glycol	25322-69-4
Diethylene Glycol	111-46-6
Dipropylene Glycol	25265-71-8

#### CLEAN AIR ACT

Chemical Name	Wt. %	CAS
Diethylene Glycol	< 10	111-46-6

#### CANADA

#### WHMIS HAZARD SYMBOL AND CLASSIFICATION



Toxic

### 16. OTHER INFORMATION

**INFORMATION CONTACT:** (781) 878-7015

## SAFETY DATA SHEET

Date Issued : 4/4/2014  
MSDS No : OlyBond 500-2  
Date Revised : 6/11/2014  
Revision No : 1

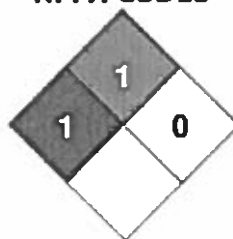
### OlyBond500 SpotShot (part 2)

**REVISION SUMMARY:** This MSDS replaces the 4/4/2014 MSDS.

#### HMIS RATING

HEALTH	*	1
FLAMMABILITY		1
PHYSICAL HAZARD		0
PERSONAL PROTECTION		B

#### NFPA CODES



**GENERAL STATEMENTS:** Keep out of reach of children  
For professional or industrial use only

**MANUFACTURER DISCLAIMER:** This document may be used to comply with OSHA's Hazardous Communication Standard, 29 CFR 1910.1200.

To the best of our knowledge, the information contained in this SDS is accurate. It is intended to assist the user in his/her evaluation of the product's hazards and safety precautions to be taken in its use. The data in this SDS relate only to the specific material designated herein. We do not assume liability for the use of, or reliance on this information, nor do we guarantee its accuracy or completeness.

This information is furnished without warranty, expressed or implied, except that it is accurate to the best knowledge of ITW Polymers Sealants North America. The data on this sheet relates only to the specific material designated herein. ITW Polymers Sealants North America assumes no legal responsibility for use or reliance upon these data.

# PARAFAST PA ROOFING FASTENER



## Commercial Product Data Sheet

*Scdd Galy 10/7/14*

### Product Description and Product Uses

The Parafast PA Roofing Fastener is a standard duty roofing screw that is pre-assembled with the Parafast 3-inch metal plate. The Parafast PA Roofing Fastener is designed to secure roof insulation and substrate panels, and base sheets in approved assemblies, to standard steel (18 ga. - 24 ga.), wood, and plywood roof decks. It is available in lengths from 2 1/4" to 8". It is Factory Mutual Approved and meets the code compliance requirements for Miami-Dade County, Florida.

### Product Application

The Parafast PA Roofing Fastener must penetrate steel decks a minimum of 3/4", and wood plank decks a minimum of 1". The fastener must completely penetrate plywood decks and extend a minimum 1/2" beyond the underside of the plywood. Using a screw gun recommended for roofing fasteners, drive the fastener until a slight depression is seen around the plate. When fastening through stiff, high-density rigid insulation boards, watch for the plate to dimple.

**Note:** Care must be taken to not overdrive the fastener and fracture the surface skin or facer of the panel. The fastener must be tight enough so that the plate doesn't turn.

For steel deck construction, Factory Mutual requires that the fastener penetrate the deck panel through the top flanges.

### Physical Data

Thread Diameter: .220

Head Diameter: .435

Head Style: #3 Phillips Truss Head

Drive Bit: #3 Phillips bit drive included in each carton.

### COMMERCIAL PRODUCT INFORMATION

Product No.	Length	Thread Length	Units/Box	Box Weight
P214	2 1/4"	Full	250	15 lb
P278	2 7/8"	2 5/8"	250	16 lb
P314	3 1/4"	3"	250	17 lb
P334	3 3/4"	3"	250	18 lb
P412	4 1/2"	3"	250	19 lb
P500	5"	3"	250	20 lb
P600	6"	4"	250	21 lb
P700	7"	4"	250	23 lb
P800	8"	4"	250	24 lb

Packaging: Corrugated boxes

Sizes: 2 1/4" - 3 1/4" 14 in X 14 in X 10 in

3 3/4" 14 in X 14 in X 12 in

4 1/2" - 5" 14 in X 14 in X 15 in

6" - 8" 14 in X 14 in X 19 in

Pallet: 44 in X 44 in (112 cm X 112 cm) wooden pallet

No. Pallets/TL: 24-26

**Note:** Sizing selection procedure is located on the back side of this page.

Current copies of all Siplast Commercial Product Data Sheets are posted on the Siplast Web site at [www.Siplast.com](http://www.Siplast.com).

# PARAFAST PA ROOFING FASTENER

## PARAFAST PA ROOFING FASTENER LENGTH SELECTION PROCEDURE

1. If applicable, determine thickness of existing roofing material.
2. Add thickness of new insulation.
3. Add 3/4" minimum fastener penetration.
4. If odd size requirement, always size up in length, not down. See example.

### Example

Existing Roofing	<u>1 3/4"</u>
New Insulation	<u>1/2"</u>
Min. Embedment	<u>3/4"</u>
Total Fastening Range	<u>3"</u>

Existing Roofing	<u>          </u>
New Insulation	<u>          </u>
Min. Embedment	<u>3/4"</u>
Total Fastening Range	<u>          </u>

Use this form to calculate your correct fastener size.

The proper fastener length for this example is 3 1/4".



## ROOFING PRODUCTS

OMG Roofing Fasteners  
3/3/2011

### NON-HAZARDOUS

# MATERIAL SAFETY DATA SHEET

## ARTICLE PREFACE

This product, under normal use and conditions, is considered an "Article" under the Occupational Health and Safety Administration's Hazard Communication Standard (29CFR 1910.1200c). Based upon the company's hazards assessment, knowledge of the product and uses, **this product does not pose a physical or health hazard to employees and or end users.** Consequently there is no regulatory requirement to develop an MSDS with respect to this product. This non-hazardous MSDS is being provided solely because certain end users require a MSDS regardless of no hazards, lack of regulatory requirements and the above determination.

For purposes of this Article Preface, "Article" means a manufactured item other than a fluid or particle: (i) which is formed to a specific shape or design during manufacture; (ii) which has end use function(s) dependent in whole or in part upon its shape or design during end use; and (iii) which under normal conditions of use does not release more than very small quantities, e.g., minute or trace amounts of a hazardous chemical, and does not pose a physical hazard or health risk to employees.

## SECTION 1: PRODUCT IDENTIFICATION

**Product Name:** OMG Roofing Fasteners  
**Generic Name:** Screws  
**Chemical Name:** N/A

**CAS#:** Mixture/None Assigned  
**Formula:** Article  
**Hazard Label:** Not Required

**Trade Names:** Standard Roofing Fastener, Standard Roofgrip Fastener, Heavy Duty Roofing Fastener, Extra Heavy Duty Roofing Fastener, Super Extra Heavy Duty Roofing Fastener, XHD Fastener, RetroDriller Fastener, CD-10, Fluted Nail, Purlin Fastener, Lite-Deck Fastener, CR Base Sheet Fastener, Stainless Steel Roofing Fastener, OlyLok Locking Impact Nail, Masonry Anchor, Polymer Gyptec, ASAP Fasteners, Toggle Bolts, HeadLOK, Sheet Metal Screws.

**Manufacturer:** OMG, Inc.  
**Telephone:** 413-789-0252  
**Address:** 153 Bowles Rd  
Agawam, MA 01001

**Issue Date:** 3/6/2002  
**Latest Revision:** 3/3/2011

**Website:** [www.olyfast.com](http://www.olyfast.com)

## SECTION 2: INGREDIENTS

This product does not contain any ingredients regulated by the Community Right-to-Know Reporting Requirements of the U.S. Environmental Protection Agency (42 CFR 313 and 40 CFR 372).

In addition, the supplier is not aware of any ingredients contained in the product that are hazardous to health or the environment when the product is used as directed.

## SECTION 3: HAZARD IDENTIFICATION

### Potential Health Effects

Used as expected and/or directed, this product is not expected to release or otherwise result in exposure to a hazardous chemical.

The screws may have sharp points.

## SECTION 4: FIRST AID MEASURES

**Seek medical attention immediately if necessary.**

Basic first aid measures should be followed in the event of minor cuts and/or punctures.

**NOTE:** Normal use does not require welding, burning, or grinding. At elevated temperatures, the fastener coatings may emit toxic gases or fumes. Should an end user engage in such activities, which would not be consistent with the products normal use and application, the end user would be responsible for determining exposure potential and limits and any other applicable regulatory requirements.

## SECTION 5: FIRE FIGHTING MEASURES

**Summary:** No special procedures are expected to be necessary for this product. Normal fire fighting procedures should be followed to avoid inhalation of smoke and gases.

**Unusual Fire/Explosion Hazards:** There is no potential for fire or explosion.

### Flammable Properties and Explosive Limits:

**Flash Point:** Not applicable

**FP Test Method:** Not applicable

**Autoignition Temperature:** Not determined

**Decomposition Temperature:** Not determined

**Lower Explosive Limit (LEL):** Not applicable

**Upper Explosive Limit (UEL):** Not applicable

**Flame Classification:** Not determined

**Flame Propagation:** Not determined

## SECTION 6: ACCIDENTAL SPILL/RELEASE MEASURES

**Spills:** No special precautions are necessary for spills of bulk material.

**Waste Disposal:** Follow federal, state and local regulations regarding disposal. Scrap metal can be reclaimed for reuse.

## SECTION 7: HANDLING AND STORAGE

**Handling and Storage:** No special precautions required under normal conditions.

## SECTION 8: EXPOSURE CONTROL/PERSONAL PROTECTION

Used as expected and/or directed, this product is not expected to release or otherwise result in exposure to a hazardous chemical.

Persons handling the product are responsible for determining whether personal protective equipment is necessary based on the circumstances of use.

When necessary, persons may require appropriate gloves to prevent cuts and/or punctures.

Safety glasses should always be worn when using power tools.

**NOTE:** Normal use does not require welding, burning, or grinding. At elevated temperatures, the fastener coatings may emit toxic gases or fumes. Should an end user engage in such activities, which would not be consistent with the products normal use and application, the end user would be responsible for determining exposure potential and limits and any other applicable regulatory requirements.

## SECTION 9: PHYSICAL AND CHEMICAL PROPERTIES

**Boiling Point (°F/°C):** Not determined

**Melting Point:** Not applicable

**Saturation in Air (%):** Not applicable

**Solids Content:** Not applicable

**Vapor Density (Air = 1):** Not applicable

**Viscosity:** Not applicable

**Volatile by Volume (%):** 0

**Evaporation Rate (Butyl acetate = 1) :** Not applicable

**pH:** Not applicable

**Specific Gravity (Water = 1):** Variable

**Vapor Pressure:** Not applicable

**VOC's (g/liter):** Not applicable

**Water Solubility (%):** Insoluble

**Appearance and Odor:** Various shapes, designs and colors with metal and plastic parts.



## SECTION 10: STABILITY AND REACTIVITY

**Product is stable. Hazardous polymerization will not occur.**

**Reactivity:** This product is not reactive.

**Hazardous Decomposition Products:** None known.

## SECTION 11: TOXICOLOGICAL INFORMATION

**Potential Chronic Health Effects:** None known

**Miscellaneous Toxicological Information:** None known

**Conditions Aggravated by Exposure:** None known

## SECTION 12: ECOLOGICAL INFORMATION

**No known significant effects or critical hazards.**

## SECTION 13: DISPOSAL CONSIDERATIONS

Dispose in accordance with applicable federal, state and local government regulations. Waste generators must determine whether a discarded material is classified as a hazardous waste. USEPA guidelines for the classification determination are listed at 40 CFR 261.3. Additionally, waste generators must consult state and local hazardous waste regulations to ensure complete and accurate classification.

## SECTION 14: TRANSPORT INFORMATION

**Transportation Summary:** This product is not regulated by the U.S. Department of Transportation.

## SECTION 15: REGULATORY INFORMATION

### U. S. REGULATIONS

**Federal Regulations:** The Occupational Safety and Health Administration (OSHA), National Toxicology Program (NTP), International Agency for Research on Cancer (IARC), and American Conference of Governmental Industrial Hygienists (ACGIH) have not classified this product as a carcinogen.

**Environmental Regulations:** There are no components in this product regulated by the Environmental Protection Agency (EPA) under the Superfund Amendments and Reauthorization Act (SARA Title III); the Comprehensive Environmental Response, Compensation, and Liability Act (CERCLA), or the Toxic Substance Control Act (TSCA).

## SECTION 16: OTHER INFORMATION

### Hazardous Material Information System (USA):

HMIS RATING	
Health	1
Flammability	0
Reactivity	0
Personal Protective Equipment	A

### EMERGENCY ASSISTANCE

This Material Data Safety Sheet ("MSDS") provides general information regarding our products and their use. The safety measures outlined are meant to apply to routine use and any minor injuries and/or accidents that result. Users should seek emergency help immediately for any other injury or accident.

### USER RESPONSIBILITY

This MSDS provides health and safety information. The product listed is to be used in applications consistent with our product literature. Persons handling the product must be informed of the recommended safety precautions and must have access to this information. Please contact OMG, Inc. ("OMG" and/or "the Company") regarding other uses. Exposures must be evaluated so appropriate and safe handling and training programs can be established.

### DISCLAIMER

Our products and the information contained herein are supplied on the condition that the persons receiving same will make their own determination as to suitability for their purposes prior to use. In no event will OMG be responsible for damages of any nature whatsoever resulting from the use of or reliance upon information from this sheet or the products to which the information refers. OMG does not warrant the accuracy or timeliness of the information in this sheet and has no liability for any errors or omissions in these materials.

THIS SHEET IS PROVIDED ON AN "AS IS" BASIS. NO REPRESENTATIONS OR WARRANTIES, EITHER EXPRESS OR IMPLIED, OF FITNESS FOR A PARTICULAR PURPOSE OR OF ANY OTHER NATURE ARE MADE HEREUNDER WITH RESPECT TO INFORMATION PROVIDED OR THE PRODUCTS TO WHICH INFORMATION REFERS.



ROOFING PRODUCTS

Base Plates  
3/16/2010

NON-HAZARDOUS

---

## MATERIAL SAFETY DATA SHEET

---

### ARTICLE PREFACE

This product, under normal use and conditions, is considered an "Article" under the Occupational Health and Safety Administration's Hazard Communication Standard (29CFR 1910.1200c). Based upon the company's hazards assessment, knowledge of the product and uses, **this product does not pose a physical or health hazard to employees and or end users.** Consequently there is no regulatory requirement to develop an MSDS with respect to this product. This non-hazardous MSDS is being provided solely because certain end users require a MSDS regardless of no hazards, lack of regulatory requirements and the above determination.

For purposes of this Article Preface, "Article" means a manufactured item other than a fluid or particle: (i) which is formed to a specific shape or design during manufacture; (ii) which has end use function(s) dependent in whole or in part upon its shape or design during end use; and (iii) which under normal conditions of use does not release more than very small quantities, e.g., minute or trace amounts of a hazardous chemical, and does not pose a physical hazard or health risk to employees.

### SECTION 1: PRODUCT IDENTIFICATION

<b>Product Name:</b>	Base Plates	<b>CAS#:</b> Mixture/None Assigned
<b>Generic Name:</b>	Metal Base Plate	<b>Formula:</b> Article
<b>Chemical Name:</b>	Aluminum/Zinc Alloy Coated Steel	<b>Hazard Label:</b> Not Required

**Trade Names:** 2-inch barbed plates, 3-inch round plate, 3-inch ribbed plate, AccuTrac plate, 2-inch GypTec Plate, 3-inch GypTec Plate, Eye Hook Seam Plate, 2 3/8 inch Super XHD Barbed Plate, 2 3/4 inch Super XHD Barbed Plate, LiteDeck Plate, 3-inch Galvalume Plate Ribbed, 2-inch Galvalume Plate.

**Manufacturer:** OMG, Inc.  
**Telephone:** 413-789-0252  
**Address:** 153 Bowles Rd  
Agawam, MA 01001

**Website:** [www.olyfast.com](http://www.olyfast.com)

**Issue Date:** 7/23/2009  
**Latest Revision:** 3/16/2010

## SECTION 2: INGREDIENTS

The solid base metal portion is comprised of the following components, which are not released under normal use and conditions:

Component	CAS#	% by Wt.	OSHA PEL
<u>BASE METAL</u>			
Iron (Fe)	7439-89-6	Balance	Fe Oxide Fume - 10 mg/M3
Manganese (Mg)	7439-96-5	1.0 max	Mn Ceiling - 5 mg/M3
Phosphorous (P)	7723-14-0	1.5 max	None for inorganic phosphates
Silicon (Si)	7440-21-3	0.4 max	Si Dust – 15mg/M3
Aluminum (Al)	7429-50-2	0.1 max	Al Dust – 15mg/M3

The solidified metallic coating is comprised of the following components, which are not released under normal use and conditions:

### HOT-DIPPED METALLIC COATING

Zinc (Zn)	7440-66-6	8.0 max	Zn Oxide Dust - 15 mg/M3
Aluminum (Al)	7429-50-2	0.1 max	Al Dust – 15mg/M3
Silicon (Si)	7440-21-3	0.4 max	Si Dust – 15mg/M3
Chromium compounds (Cr)		<0.01 max	Cr(III) - 1.0 mg/M3 Cr(VI) < 0.1 mg/M3

## SECTION 3: HAZARD IDENTIFICATION

### Potential Health Effects

Used as expected and/or directed, this product is not expected to release or otherwise result in exposure to a hazardous chemical.

The metal plates may have sharp edges.

## SECTION 4: FIRST AID MEASURES

Seek medical attention immediately if necessary.

Basic first aid measures should be followed in the event of minor cuts.

**NOTE:** Normal use does not require welding, burning, or grinding. At elevated temperatures, metal fumes can be created. Inhalation of these fumes in excess of published exposure limits may require medical attention. Should an end user engage in such activities, which would not be consistent with the products normal use and application, the end user would be responsible for determining exposure potential and limits and any other applicable regulatory requirements.

## SECTION 5: FIRE AND EXPLOSION DATA

**Flash Point:** NA

**Autoignition Temperature:** NA

**Fire/Explosion Hazards:** None known.

**Special Extinguishing Media:** Not necessary. Use an extinguishing agent suitable for the surrounding area.

**Special Fire Fighting Procedures:** Use self-contained breathing apparatus for protection against decomposition products and wear protective clothing.

## SECTION 6: SPILL/RELEASE MEASURES

**Spills:** No special precautions are necessary for spills of bulk material.

**Waste Disposal:** Follow federal, state and local regulations regarding disposal. Scrap metal can be reclaimed for reuse.

## SECTION 7: HANDLING AND STORAGE

**Handling and Storage:** No special precautions required under normal conditions.

## SECTION 8: EXPOSURE CONTROL/PERSONAL PROTECTION

Used as expected and/or directed, this product is not expected to release or otherwise result in exposure to a hazardous chemical.

Persons handling the product are responsible for determining whether personal protective equipment is necessary based on the circumstances of use.

When necessary, persons may require appropriate gloves to prevent minor cuts.

**NOTE:** Normal use does not require welding, burning, or grinding. At elevated temperatures, metal fumes can be created. Inhalation of these fumes in excess of published exposure limits may require medical attention. Should an end user engage in such activities, which would not be consistent with the products normal use and application, the end user would be responsible for determining exposure potential and limits and any other applicable regulatory requirements.

## SECTION 9: PHYSICAL AND CHEMICAL PROPERTIES

**Melting Point:** 1370 -1482 °C

**Specific Gravity:** 7.0 - 8.0

**Appearance:** Grey metallic solid; odorless;

**Vapor Pressure:** Negligible

**Solubility in Water:** Insoluble

## SECTION 10: STABILITY AND REACTIVITY

**Stability:** Stable

**Incompatibility:** Strong acids, caustic and oxidizers.

**Hazardous Decomposition Products:** Metal fumes and certain noxious gases, such as Carbon Monoxide, may be emitted at temperatures above the melting point

**Hazardous Polymerization:** None

## SECTION 11: TOXICOLOGICAL INFORMATION

**Potential Chronic Health Effects:** None known

**Miscellaneous Toxicological Information:** None known

**Conditions Aggravated by Exposure:** None known

## SECTION 12: ECOLOGICAL INFORMATION

No known significant effects or critical hazards.

## SECTION 13: DISPOSAL CONSIDERATIONS

Dispose in accordance with applicable federal, state and local government regulations. Waste generators must determine whether a discarded material is classified as a hazardous waste. USEPA guidelines for the classification determination are listed at 40 CFR 261.3. Additionally, waste generators must consult state and local hazardous waste regulations to ensure complete and accurate classification.

## SECTION 14: TRANSPORT INFORMATION

**Transportation Summary:** This product is not regulated by the U.S. Department of Transportation.

## SECTION 15: REGULATORY INFORMATION

**SARA Title III Section 313 Reporting Substances:** Manganese, chromium compounds, Aluminum (dust and fume), and Zinc (dust and fume) are subject to reporting requirements.

**Pennsylvania R-T-K List:** Listed components (greater than 0.1% by weight) - Manganese (E), Aluminum (E) and Zinc (E). (E) - environmental hazard.

**New Jersey R-T-K Environmental Hazardous Substance List:** Listed components - Manganese, Aluminum, Chromium compounds, Barium, and Zinc.

**California Proposition 65:** Chromium (VI) is a listed component known by the state to cause cancer.

## SECTION 16: OTHER INFORMATION

### Hazardous Material Information System (USA):

HMIS RATING	
Health	1
Flammability	0
Reactivity	0
Personal Protective Equipment	B

### EMERGENCY ASSISTANCE

This Material Data Safety Sheet ("MSDS") provides general information regarding our products and their use. The safety measures outlined are meant to apply to routine use and any minor injuries and/or accidents that result. Users should seek emergency help immediately for any other injury or accident.

### USER RESPONSIBILITY

This MSDS provides health and safety information. The product listed is to be used in applications consistent with our product literature. Persons handling the product must be informed of the recommended safety precautions and must have access to this information. Please contact OMG, Inc. ("OMG" and/or "the Company") regarding other uses. Exposures must be evaluated so appropriate and safe handling and training programs can be established.

### DISCLAIMER

Our products and the information contained herein are supplied on the condition that the persons receiving same will make their own determination as to suitability for their purposes prior to use. In no event will OMG be responsible for damages of any nature whatsoever resulting from the use of or reliance upon information from this sheet or the products to which the information refers. OMG does not warrant the accuracy or timeliness of the information in this sheet and has no liability for any errors or omissions in these materials.

THIS SHEET IS PROVIDED ON AN "AS IS" BASIS. NO REPRESENTATIONS OR WARRANTIES, EITHER EXPRESS OR IMPLIED, OF FITNESS FOR A PARTICULAR PURPOSE OR OF ANY OTHER NATURE ARE MADE HEREUNDER WITH RESPECT TO INFORMATION PROVIDED OR THE PRODUCTS TO WHICH INFORMATION REFERS.

## **Appendix 5**

### **Work Plan**





## **Appendix 6**

### **Materials receiving forms**



# Toiture

## Réception des matériaux

☒ CSA A123.21

☐ CAN/ULC-S107 (10)

☐ UL 790 (13)

Cliant : SIPlast

Type d'essai : dynamique

Dossier : SIP2-D&S-00221706

Date de réception : 2014-09-16 BS

Matériel reçu	Description ou N/A	N° de couleur	État des produits	Quantité livrée	Quantité commandée	Conformité selon fiche technique	Technicien	Commentaires
Barrière thermique								
Para-vapeur	<u>Vapor-bar SA</u>	<u>—</u>	<u>Bon</u>	<u>2 Rouleaux</u>			<u>ISO</u>	<u>Henry Baker Company</u>
Isolation								
Panneau support								
Membrane mono-couche								
Membrane sous-couche								
Membrane finition								
Ancrage								
Plaque de								
Adhésif 1								
Adhésif 2								
Appré								
Spécimen								
Outils								
Autre :								
Autre :								
Autre :								

Remarque :



# Toiture

## Réception des matériaux

☒ CSA A123.21 ☐ CAN/ULC-S107 (10) ☐ UL 790 (13)

Client : Siplast Type d'essai : Dynamique

Dossier : SIPZ-DRS-00221706 Date de réception : 26/09/2014

Matériel reçu	Description ou N/A	N° de coulée	État des produits	Quantité livrée	Quantité commandée	Conformité selon fiche technique	Technicien	Commentaires
Barrière thermique								
Pare-vapeur								
Isolation	<u>Polyiso Paratherm "W"</u>		<u>bon</u>	<u>20x4x8'</u>			<u>NRE</u>	
Panneau support								
Membrane mono-couche	<u>Paradiene 20T6</u>		<u>bon</u>	<u>25 rouleaux</u>			<u>NRE</u>	
Membrane sac-couche	<u>Paradiene 30T5 White 93</u>		<u>bon</u>	<u>25 rouleaux</u>			<u>NRE</u>	
Membrane finition								
Ancrage								
Plaquelette								
Adhésif 1								
Adhésif 2								
Apprêt								
Spécimen								
Outilage								
Autre :								
Autre :								
Autre :								

Remarque : \_\_\_\_\_

**STRAIGHT BILL OF LADING - SHORT FORM**  
**ORIGINAL - NOT NEGOTIABLE**



<b>CARRIER</b> XL TRANSPORTATION	<b>SHIP DATE</b> 9/24/2014	<b>CARRIER'S NUMBER</b> [Blank]	<b>BILL OF LADING NUMBER</b> 03-092314-1 <b>CUSTOMER P.O. NUMBER</b> [Blank]
<b>SHIPPED FROM:</b>  ATLAS ROOFING CORP. 55 Akron Road Etobicoke, Ontario     Canada M8W 1T3		<b>CONSIGNED TO</b>  EXP 2400 CANADIAN ST. DOOR 12 DRUMMONDVILLE, QC J2C 7W3	
<b>SPECIAL INSTRUCTIONS</b> DIVERSIONS AND RECONSIGNMENTS MUST BE CONFIRMED WITH SHIPPER. DRIVER MUST NOTIFY SHIPPER, IN PRESENCE OF CONSIGNEE, OF ANY OVERAGES OR SHORTAGES.			
<b>SIPLAST PROGRAM</b>  <b>DENIS ISABELLE</b>  <b>1-819-477-3775 ext. 223</b>		<div style="border: 1px solid black; padding: 5px;"> <b>FREIGHT CHARGERS ARE PREPAID UNLESS MARKED COLLECT</b>   <b>CHECK BOX IF COLLECT</b>     <input type="checkbox"/> </div> <div style="border: 1px solid black; padding: 5px; margin-top: 5px;"> <b>FOR FREIGHT COLLECT SHIPMENTS:</b>  <small>If this shipment is to be delivered to the consignee, without recourse on the consignor, the consignor shall sign the following statement: The carrier may decline to make delivery of this shipment without payment of freight and all other lawful charges.</small>  <u>Atlas Roofing Corporation</u>  <small>(Signature of Consignor)</small> </div>	
RECEIVED subject to immediately discontinue rates in contracts that have been agreed upon in writing between the carrier and shipper. If applicable, reference to the rates, classifications and rules that have been established by the carrier and are available to the shipper. In regard, the property described herein, in apparent good order, weight as noted hereon and conditions of receipt of packages unknown, marked, consigned, and destined as shown, which said carrier agrees to carry to destination, if on its route, or otherwise to deliver to another carrier on the route to destination. It is mutually agreed as to such owner of all or any of said property prior to or any portion of said route to destination, and as to each party at any time interested in all or any of said property that every service to be performed hereunder shall be subject to all the terms and conditions of the Uniform Freight Bill of Lading set forth (1) in the Uniform Freight Classification in effect on the date hereof, if this is a bill of lading, or (2) in the National Motor Freight Classification 105-E and successive issues if this is a motor carrier shipment. The shipper hereby certifies that he is familiar with all the terms and conditions of the said bill of lading, including those on the back thereof, and the said terms and conditions are hereby agreed to by the shipper and accepted for forward and his assigns.			
<b>QUANTITY SHIPPED</b>	<b>PRODUCT CODE</b>	<b>DESCRIPTION</b>	
1 pkg	POLYISO FOAM SAMPLE	44H" X 48W" X 96L"          <div style="font-size: 2em; color: blue; text-align: center;">293 482</div>	
<b>RECEIVED BY:</b>  SHIPPER Atlas Roofing Corporation		<b>TOTAL WEIGHT:</b>  350 LBS  <b>Date:</b> [Blank]	
PER JOHN KLIN		CARRIER: PER X	
9/23/2014		9/23/2014	



Laboratoire d'essais de toiture (17025)  
Réception des matériaux

☒ CSA A123.21 (14)

☐ CANULC-S107 (10)

☐ UL 790 (13)

Client : Sipplast

Type d'essai : Dynamique

Dossier : SIPZ-DRS-00221708

Date de réception : 2014-10-06

Matériel reçu	Description ou N/A	N° de lot (si connu)	État des produits (condition)	Quantité livrée	Conformité selon plan de travail	Technicien	Commentaires
Barrière thermique							
Pare-vapeur							
Isolation	<u>Royal TopRock 20 Plus</u>		<u>3m</u>	<u>21 m<sup>2</sup></u>		<u>ESD</u>	<u>4x4' x 2'</u>
Panneau support	<u>Dans DROK Prime</u>		<u>3m</u>	<u>50 m<sup>2</sup></u>		<u>ESD</u>	<u>4x4' x 1/2"</u>
Membrane monocouche							
Membrane sous-couche							
Membrane finition							
Ancrage							
Plaque							
Adhésif 1							
Adhésif 2							
Appât							
Spécimen							
Outilage							
Autre :							
Autre :							
Autre :							

Remarque :

RE-ORDRE  
10 A

ATTENTION

ROXUL CANADA INC

DEPARTMENT DÉPARTEMENT

FROM

EXP

2400 CANADIAN

door 12

DATE

10/6/14

SUBJECT OBJET

LA SOURCE

21 pcs topback DBT

① pallet

RECEIVED  
2014-10-04

6:30 PM  
10/6/14

\*PosiPants Inc / Beacon Roofing Supply  
Delivery

BlueLine A 20B Inter-Office Memo - Memo Inter-bureau

USE LOWER PORTION FOR REPLY PARTIE DU BAS POUR RÉPONDRE

REPLY FROM: RÉPONSE DE

*[Signature]*

DATE



## STRAIGHT BILL OF LADING - SHORT FORM

TRUCKER

Page 1 of 1

ORIGINAL - NOT NEGOTIABLE

NOEEI § 30.36

CUSTOMER P.O. (1/2#)

725-010-9451-7018

REQ DEL DATE

10/7/14

SHIP DATE

10/6/14

MASTER ORDER #

413315083

BOL No

413315081

RECEIVED, subject to the classification and liability that apply in effect on the date of the date of the Bill of Lading

From: Georgia-Pacific Gypsum LLC

at Newington, NH 03801

Date:

LOAD SEQ#

2 of 2

The property described below is shipped under order receipt as noted (contents and condition of contents of packages (weight), marked, numbered, and delivered to each carrier (the word carrier being understood throughout this bill of lading as meaning any person or corporation to whom the property owner (shipper) agrees to carry to its usual place of delivery in said destination, if on its route, otherwise to deliver to another carrier on the route to said destination. It is mutually agreed, so to each carrier of all or any of said property and all or any portion of said route to destination, and as to each party of any time intermediate in all or any of said property and to be performed hereunder and be subject to all the terms and conditions of the Uniform Customs (except Bill of Lading and fourth (1) in Uniform Freight Classification) in effect on the date hereof. If this is a bill of lading for a full-carrier shipment, or (2) in the applicable motor carrier classification in effect if this is a motor carrier shipment. Shipper hereby certifies that the contents and condition of the goods and all of loading, including those on the back thereof, set forth in the classification or tariff which governs the transportation of this shipment, and the said terms and conditions are hereby agreed to by the shipper and accepted for forward and for receipt.

SHIP TO #

EXP  
2400 CANADIAN ST DOOR 12  
ATTENTION DENIS ISABELLE SIPLAST PROGRAM  
Drummondville, QC J2C 7W3  
(819) 314-6995



CUSTOMER #

31940

Arrival Time \_\_\_\_\_  
 Departed Start \_\_\_\_\_  
 Departed Finish \_\_\_\_\_  
 Drivers In \_\_\_\_\_ Date \_\_\_\_\_  
 Drivers In \_\_\_\_\_ Date \_\_\_\_\_

DELIVERING CARRIER

DURO-DUROCHER INTERNATIONAL

CONTAINERS

CAR/TRUCKS

TRAILERS

SEAL NO 1

SEAL NO 2

QUANTITY UNITS SKU PRODUCT ID DESCRIPTION

CALCULATED WEIGHT

SALES UNIT

50 PCS

012527

1/2X48"x4' DensDeck Prime Roof Board

1,708

0.800 MSF

(11) Plaster boards, not ornamented, Oth facing

\*\*\* SHIP EXACT UNLESS BALANCE ITEM NOTED \*\*\*

TOTAL MSF FOR THIS ORDER

0.800

RECEIVED  
2014-10-06  
151

These commodities, technology or software were exported from the United States in accordance with the Export Administration Regulations. Diversion to U.S. Law is prohibited.

NOTICE TO CARRIER: The weights indicated on this bill of lading are estimates only, and shipper makes no representation regarding same. The carrier is responsible for compliance with all laws regarding weight of shipments.	CALCULATED PRODUCT WEIGHT (LBS) 1,708	If charges are to be prepaid, indicate "PREPAID"  <b>TO BE PREPAID</b>	ROUTE
	EST DUNNAGE WEIGHT (LBS) 27		COUNTRY OF ORIGIN U.S.A. STATE OF ORIGIN NH
FREIGHT/TRANSP FOB DESTINATION FREIGHT ALLOWED & PREPAID	EST TOTAL WEIGHT (LBS) 1,735	Subject to Section 7 of Conditions of applicable bill of lading, if this shipment is to be delivered to the consignee without recourse on the consignor, the consignor shall sign the following statement:  The carrier shall not make delivery of the shipment without payment of freight and all other lawful charges.  <b>Georgia-Pacific Gypsum LLC</b> (Signature of Consignor)	
ATTENTION REFER TO DELIVERY DATE AND TIME. LOAD MUST BE SECURED PROPERLY AND ARRIVE CLEAN, DRY AND DAMAGE-FREE. CLAIMS WILL NOT BE HONORED FOR SHORTAGE OR DAMAGED MATERIAL UNLESS SO NOTED ABOVE AND SIGNED BY CUSTOMER AND CARRIER.			
Georgia-Pacific Gypsum LLC Per _____	Shipper Agent _____	Date _____ Per _____	Received By (Customer Signature) 
Permanent post-office address of shipper Newington 170 Shalluck Way Newington, NH 03801		(This bill of lading is to be signed by the shipper and agent of the carrier issuing same)	

413-058885

Printed 10/6/2014

Page 1 of 1

(BPGBYOPL06GYPLISA) [LISA\_ONE\_GYP] 2010-1005-A







Laboratoire d'essais de toiture (17025)  
Réception des matériaux

☒ CSA A123.21 (14) ☐ CAN/ULC-S107 (10) ☐ UL 790 (13)

Client : Siclast Type d'essai : Dynamique

Dossier : SIPZ-DRS-00221706 Date de réception : 2014-10-07

Matériel reçu	Description ou N/A	N° de lot (si connu)	État des produits (condition)	Quantité livrée	Conformité selon plan de travail	Technicien	Commentaires
Barrière thermique							
Pare-vapeur							
Isolation							
Panneau support							
Membrane monocouche							
Membrane sous-couche							
Membrane finition							
Ancrage							
Plaque							
Adhésif 1	<u>olybond 560</u>		<u>2m</u>	<u>1 bte</u>		<u>TSB</u>	
Adhésif 2							
Apprêt							
Spécimen							
Outilage							
Autre :							
Autre :							
Autre :							

Remarque : \_\_\_\_\_

# Packing List

## Ship To:

EXP  
2400 CANADIAN STREET  
DOOR 12

Order Number: 1112760  
Customer PO: JOE SCOPELITE

DRUMMONDVILLE, Quebec J2C 7W3

CA  
800-633-3800

Shipper ID: 11127601200

Order Date: 10/6/2014

Ship Via: WEXPSVR

Ship Date: 10/6/2014

Carrier: UPS

Ship From: 1200

Line	Quantity Ordered	UM	Qty Shipped Cumulative	UM	Package UM	Item Number	Description
1	1.00	EA	1.00	EA	BOX	OB500SS-R	OL YBOND 500 SPOTSHOT

NOTE: Receiver MUST count all boxes.

NOTIFICATION OF DISCREPANCIES MUST BE MADE WITHIN 24 HOURS OF RECEIPT FOR CREDIT.

**RECEIVED**  
2014-10-07  
131

OMG, INC  
153 BOWLES ROAD  
AGAWAM, MA 01001  
UNITED STATES OF AMERICA

COMMERCIAL INVOICE

BILL TO:  
SIPLAST, INC. - CANADA  
201 BEVICKE AVE. STE 210  
NORTH VANCOUVER, BC V7M 3M7  
UNITED STATES OF AMERICA

SHIP TO:  
EXP  
2400 CANADIAN STREET  
DOOR 12  
DRUMMONDVILLE, QC J2C 7M3  
CANADA


Order Date	Ship From	Ship Date	Shipper ID	Carrier	Terms	PRO Number
10/06/14	1200	10/06/14	00669321	ups-mn	PPD-ADD	1z271e200402609262

Item Number				Order		Customer			
Line	Qty	Ship UM	H.S. Class Code	Country of Origin	Description	Number	PO	Price	Ext Price Net Weight
001	1.0	EA	08500SS-R	USA	OLYBOND 500 SPOTSHOT	1112760	JOE SCOPELITE	151.89	151.89
				3506.99.00.00					10.12
Total:								USD 151.89	Total Weight: 10.12

## NORTH AMERICA FREE TRADE AGREEMENT



## CERTIFICATE OF ORIGIN

1. Exporter Name and Address OMG, Inc. 153 Bowles Road Agawam, MA 01001 Tax Identification Number: 04-3228936		2. Blanket Period: From: 1-Jan-14 To: 31-Dec-14			
3. Producer Name and Address OMG, Inc. 153 Bowles Road Agawam, MA 01001 Tax Identification Number: 04-3228936		4. Importer Name and Address Siplast 2400 Canadian St Door 12 Drummondville, QC Canada J2C 7W3 Tax Identification Number:			
Description of Goods:	H.S. Tariff Classification Number	Preference Criterion	Producer	Net Cost	Country of Origin
STEEL ROOFING FASTENERS	7318.14.10.60	C	YES	NO	USA
STEEL RFG. FASTENERS (non threaded)	7318.29.00.00	C	NO (3)	NO	USA
STEEL ROOFING PLATES	7326.90.90.99	C	YES	NO	USA
PLASTIC ROOFING FASTENERS	3925.90.00.90	C	NO (3)	NO	USA
PLASTIC ROOFING PLATES	3925.90.00.90	C	NO (3)	NO	USA
SCREW GUNS	8467.29.90.40	C	NO (3)	NO	USA
ROOFING HAND TOOL	8205.59.90.80	C	NO (3)	NO	USA
INDUCTION ROOFING TOOL	8467.29.90.90	C	NO (3)	NO	USA
ROOFING TOOL MAGNETS	8505.11.00.00	C	NO (3)	NO	USA
DRILL BITS (masonry boring)	8207.50.00.10	C	NO (3)	NO	USA
DRILL BITS (metal boring )	8207.50.00.20	C	NO (3)	NO	USA
DRILL BITS (driver)	8207.90.90.90	C	NO (3)	NO	USA
ALUMINUM RFG. DRAINS	7610.90.00.10	C	YES	NO	USA
ALUMINUM ROOF VENTS	7610.90.00.10	C	NO (3)	NO	USA
COPPER RFG. DRAINS	7419.99.90.10	C	YES	NO	USA
U FLOW DRAIN SEALS	4016.93.99.90	C	NO (3)	NO	USA
RUBBER PIPE SUPPORTS	4016.99.90.90	C	NO (3)	NO	USA
ADHESIVE	3506.91.90.90	C	NO (3)	NO	USA
ADHESIVE APPLICATORS	8424.20.90.90	C	NO (3)	NO	USA
ADHESIVE MIX TIPS	3926.90.99.90	C	NO (3)	NO	USA
ALUMINUM TERMINATION BAR	7616.99.90.90	C	NO (3)	NO	USA
POLYMER BATTEN STRIP	3907.60.00.00	C	NO (3)	NO	USA
ROOF REPAIR TAPE	3919.90.99.90	C	NO (3)	NO	USA
<p>I certify that:</p> <p>The information on this document is true and accurate and I assume the responsibility for proving such representations. I understand that I am liable for any false statements or material omissions made on or in connection with this document.</p> <p>I agree to maintain and present upon request, documentation necessary to support this certificate and to inform, in writing, all persons to whom the certificate was given of any changes that would affect the accuracy or validity of this certificate.</p> <p>The goods originated in the territory of one or more of the parties, and comply with the origin requirements specified for those goods in the North American Free Trade Agreement, and unless specifically exempted in Article 411 or Annex 401, there has been</p> <p>This certificate consists of 1 page(s), including all attachments.</p>					
Authorized Signature  Name: (print or type) Cathy Kennedy		Company: OMG, Inc. Title: Shipping Coordinator			
Date: 10/6/2014		Telephone: (413) 789-0252		Fax: (413) 786-0952	

## **Appendix 7**

### **Conformity Certificate**



**Exp Services Inc.**

2400 Canadien Street, Drummondville,  
Quebec, J2C 7W3

## CONFORMITY CERTIFICATE

Certificate N°: SIPZ-DRS-00221706-01-5100

Applicable standard: Standard test method for the dynamic wind uplift resistance of roofing-membrane systems (CSA A123.21-14).

Exp Services Inc., have recognized the conformity of:

**All tested products in accordance with the work order of the above file number (certificate)**

**Delivered to:**

Siplast.

1111 Highway 67 South, Arkadelphia, AR 71923

**Denis Isabelle, principal technician**  
Roofing and Waterproofing

**Michel Desgranges, T.P. #OTPD 18788**  
Roofing and Waterproofing Director (Quebec)

## **Appendix 8 Temperatures registry**



Adresse du laboratoire :	2400 Canadien Drummondville	Tolérance :	température : 23 ± 5 °C
Thermomètre utilisé (lecture ambiante) :	BIOS B11Q68	N° projet :	SIPZ-DRS-00221706-01-5100

[illegible]

**Remarque :**

---



---



---



---